

# MONTAGUE COUNTY, TEXAS

## 2014 BUDGET

As required by Section 3. Section 102.008 of the Texas Local Government Code, Montague County is providing the following statement on this cover page of its adopted budget for the 2014 fiscal year.

This budget will raise more revenue from property taxes than last year's budget by an amount of \$976,130.00 which is a 6.1 percent increase from last year's budget. The property tax revenue to be raised from new property added to the tax roll this year is \$75,399.00.

The members of the commissioners court voting on the adoption of the 2014 budget.

FOR: Herman Conway, James Gamblin, Mark Murphey, Bob Langford, Judge Tommie Sappington,

	<u>2012</u>	<u>2013</u>
Property Tax Rate	.360	.397
Effective Tax Rate	.3378	.3740
Effective M & O Tax Rate	.3494	.3596
Rollback Tax Rate	.3632	.4033
Debt Rate	.0138	.0151

The total net outstanding bond debt on January 1, 2014 will be \$2,932,048.35.

# BUDGET CERTIFICATE

BUDGET OF MONTAGUE COUNTY, TEXAS  
OCTOBER 1, 2013 TO SEPTEMBER 30, 2014

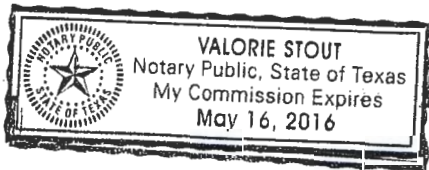
STATE OF TEXAS  
COUNTY OF MONTAGUE


MONTAGUE, TEXAS  
SEPTEMBER 23 2013

WE, TOMMIE SAPPINGTON, COUNTY JUDGE, GLENDA HENSON, COUNTY CLERK, AND JENNIFER ESSARY, COUNTY AUDITOR, MONTAGUE COUNTY, TEXAS, DO HEREBY CERTIFY THAT THE ATTACHED BUDGET IS A TRUE AND CORRECT COPY OF THE BUDGET OF MONTAGUE COUNTY, TEXAS, AS PASSED AND APPROVED BY THE COMMISSIONERS COURT OF SAID COUNTY ON THE 23<sup>RD</sup> DAY OF SEPTEMBER, 2013 AS THE SAME APPEARS ON FILE IN THE OFFICE OF THE COUNTY CLERK OF MONTAGUE COUNTY, TEXAS.


  
Tommie Sappington, County Judge

SUBSCRIBED AND SWORN TO ME, THE UNDERSIGNED AUTHORITY, THIS THE 23<sup>RD</sup> DAY OF SEPTEMBER, 2013

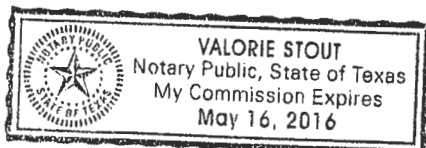



  
Notary Public - State of Texas  
Montague County, Texas

  
Glenda Henson, County Clerk

  
Jennifer Essary, County Auditor

SUBSCRIBED AND SWORN TO ME, THE UNDERSIGNED AUTHORITY, THIS THE 23<sup>RD</sup> DAY OF SEPTEMBER, 2013.



  
Notary Public - State of Texas  
Montague County, Texas

**NOTICE OF PROPOSED SALARY  
FOR ELECTED OFFICIALS  
FY 2013-2014**

In accordance with Local Government Code 152.013, Montague County publishes the following notice listing salary increases and decreases for elected officials of Montague County, Texas.

<b>Elected Official</b>	<b>Proposed Salary for FY 2014</b>	<b>Increase over FY 2013</b>
County Judge	\$72,030	\$3,430
County Commissioners	51,731	2,463
County Clerk	50,700	2,385
District Clerk	50,700	2,385
Justice of the Peace #1	50,700	2,385
Justice of the Peace #2	50,700	2,385
County Attorney	84,025	6,383
County Treasurer	50,700	2,385
Tax Assessor/Collector	50,700	2,385
Constable #1	37,247	1,774
Constable #2	37,247	1,774
Sheriff	55,965	2,665

.....

THE MONTAGUE COUNTY PROPOSED BUDGET FOR FISCAL YEAR 2014 IS ON FILE IN THE COUNTY CLERK'S OFFICE FOR PUBLIC INSPECTION DURING REGULAR BUSINESS HOURS. A PUBLIC HEARING WILL BE HELD ON THE PROPOSED BUDGET IN COMMISSIONER'S COURT ON MONDAY, SEPTEMBER 23, 2013 AT 9:00 A.M. IN THE COMMISSIONER'S COURTROOM IN MONTAGUE, TEXAS. THIS BUDGET WILL RAISE MORE TOTAL PROPERTY TAXES THAN LAST YEAR'S BUDGET BY \$976,130.00 OR 6.1%, AND OF THAT AMOUNT \$75,399 IS TAX REVENUE TO BE RAISED FROM NEW PROPERTY ADDED TO THE TAX ROLL THIS YEAR.

PROPERTY VALUES AND AD VALOREM TAX REVENUE ESTIMATION  
FOR BUDGET YEAR 2014

TOTAL TRUE MARKET VALUE	3,411,229,330
LESS: TRUE MARKET VALUE OF EXEMPTIONS	1,472,972,096
TRUE MARKET VALUE SUBJECT TO TAX	1,938,257,234
ASSESSED VALUATION LESS FROZEN TAXABLE	1,768,584,760

	GENERAL	ROAD & BRIDGE	F-M ROW	INDIGENT HEALTH	JAIL SF	TOTALS
TAX RATE FOR 2013	0.2740	0.0908	0.0006	0.0165	0.0151	0.3970
LEVY FOR EACH TAX	5,258,124	1,742,474	11,514	316,638	289,772	7,618,522

TOTAL AD VALOREM LEVY	\$7,618,522
LESS: ESTIMATED UNCOLLECTABLE TAXES	-228,555
PLUS: ESTIMATED COLLECTION OF DELINQ	100,000
TOTAL ESTIMATED COLLECTIONS	<u>\$7,489,967</u>

INDIGENT HEALTH CARE REQUIREMENTS	
2012 MONTAGUE COUNTY ADJ VALUES	\$1,986,942,439
2012 NOCONA HOSP DIST ADJ VALUES	<u>(\$416,192,402)</u>
	<u>\$1,570,750,037</u>
2012 GENERAL FUND TAX RATE	0.2517%
AMOUNT SUBJECT TO STATE REQUIRMENT	<u>\$3,953,578</u>
EIGHT PERCENT OF GRTL	<u>\$316,286</u>

**ROAD & BRIDGE PRECINCT #4**

	<b>ACTUAL REVENUE 2012</b>	<b>REVENUE ESTIMATE 2013</b>	<b>REVENUE BUDGET 2014</b>	<b>ADOPTED BUDGET 2014</b>
<b>REVENUES:</b>				
CURRENT TAX LEVY	325,866	389,300	422,549	422,549
DELINQUENT TAXES	7,782	5,711	7,500	7,500
PENALTY & INTEREST	5,080	3,525	4,000	4,000
<b>TOTAL TAXES</b>	<b>338,728</b>	<b>398,536</b>	<b>434,049</b>	<b>434,049</b>
AUTO REGISTRATION	154,228	142,771	160,000	160,000
AUTO FEES	17,376	20,855	13,000	13,000
FEDERAL PAYMENTS	315	275	0	0
STATE LATERAL ROAD EASEMENTS	7,214	7,375	7,200	7,200
FINES	6,866	7,346	5,000	5,000
	19,486	13,908	18,000	18,000
<b>TOTAL</b>	<b>205,485</b>	<b>192,530</b>	<b>203,200</b>	<b>203,200</b>
<b>OTHER RECEIPTS:</b>				
TEXPOOL INTEREST	0	0	0	0
NOW INTEREST	256	53	100	100
SALES	13,826	10,730	10,000	10,000
REFUNDS	0	180	0	0
MISCELLANEOUS	57,112	2,064	0	0
TRANSFERS	12,076	0	12,932	12,932
<b>TOTAL OTHER</b>	<b>83,270</b>	<b>13,027</b>	<b>23,032</b>	<b>23,032</b>
<b>TOTAL RECEIPTS</b>	<b>627,483</b>	<b>604,093</b>	<b>660,281</b>	<b>660,281</b>
TRANSFERS TO (FROM)	0	0	0	0
CASH - BEG OF YEAR	158,067	221,077	218,177	218,177
<b>TOTAL RESOURCES</b>	<b>785,550</b>	<b>825,170</b>	<b>878,458</b>	<b>878,458</b>
<b>TOTAL EXPENDITURES</b>	<b>564,473</b>	<b>606,993</b>	<b>632,025</b>	<b>632,025</b>
<b>CASH - END OF YEAR</b>	<b>221,077</b>	<b>218,177</b>	<b>246,433</b>	<b>246,433</b>

ROAD & BRIDGE PRECINCT #3

	ACTUAL REVENUE 2012	REVENUE ESTIMATE 2013	REVENUE BUDGET 2014	ADOPTED BUDGET 2014
REVENUES:				
CURRENT TAX LEVY	325,866	389,300	422,549	422,549
DELINQUENT TAXES	7,782	5,711	7,500	7,500
PENALTY & INTEREST	5,080	3,525	4,000	4,000
TOTAL TAXES	<u>338,728</u>	<u>398,536</u>	<u>434,049</u>	<u>434,049</u>
AUTO REGISTRATION	154,227	142,771	160,000	160,000
AUTO FEES	17,376	20,855	13,000	13,000
FEDERAL PAYMENTS	315	275	0	0
STATE LATERAL ROAD EASEMENTS	7,214	7,375	7,200	7,200
	0	4,498	0	0
FINES	19,486	13,908	18,000	18,000
TOTAL	<u>198,618</u>	<u>189,682</u>	<u>198,200</u>	<u>198,200</u>
OTHER RECEIPTS:				
TEXPOOL INTEREST	0	0	0	0
NOW INTEREST	363	72	100	100
SALES	17,130	68,192	0	0
REFUNDS	0	0	0	0
CASH RESERVES	0	0	40,000	40,000
MISCELLANEOUS	5,519	9,795	0	0
TRANSFER	12,076	0	12,932	12,932
TOTAL OTHER	<u>35,088</u>	<u>78,059</u>	<u>53,032</u>	<u>53,032</u>
TOTAL RECEIPTS	<u>572,434</u>	<u>666,277</u>	<u>685,281</u>	<u>685,281</u>
TRANSFERS TO (FROM)	0	0	0	0
CASH - BEG OF YEAR	217,434	297,060	305,103	305,103
TOTAL RESOURCES	<u>789,868</u>	<u>963,337</u>	<u>990,384</u>	<u>990,384</u>
TOTAL EXPENDITURES	<u>492,808</u>	<u>658,234</u>	<u>678,081</u>	<u>678,081</u>
CASH - END OF YEAR	<u>297,060</u>	<u>305,103</u>	<u>312,303</u>	<u>312,303</u>

ROAD & BRIDGE PRECINCT #2

	ACTUAL REVENUE 2012	REVENUE ESTIMATE 2013	REVENUE BUDGET 2014	ADOPTED BUDGET 2014
REVENUES:				
CURRENT TAX LEVY	325,866	389,300	422,549	422,549
DELINQUENT TAXES	7,782	5,711	7,500	7,500
PENALTY & INTEREST	5,080	3,525	4,000	4,000
<b>TOTAL TAXES</b>	<b>338,728</b>	<b>398,536</b>	<b>434,049</b>	<b>434,049</b>
AUTO REGISTRATION	154,228	141,922	160,000	160,000
AUTO FEES	17,376	20,855	13,000	13,000
FEDERAL PAYMENTS	315	275	0	0
STATE LATERAL ROAD EASEMENTS	7,214	7,375	7,200	7,200
FINES	39,811	31,094	14,750	14,750
	19,486	13,908	18,000	18,000
<b>TOTAL</b>	<b>238,430</b>	<b>215,429</b>	<b>212,950</b>	<b>212,950</b>
OTHER RECEIPTS:				
TEXPOOL INTEREST	0	0	0	0
NOW INTEREST	310	59	100	100
SALES	9,200	628	0	0
REFUNDS	0	0	0	0
CASH RESERVES	0	0	0	0
MISCELLANEOUS	20,561	13,600	0	0
TRANSFERS	12,076	0	12,932	12,932
<b>TOTAL OTHER</b>	<b>42,147</b>	<b>14,287</b>	<b>13,032</b>	<b>13,032</b>
<b>TOTAL RECEIPTS</b>	<b>619,305</b>	<b>628,252</b>	<b>660,031</b>	<b>660,031</b>
TRANSFERS TO (FROM)	0	0	0	0
CASH - BEG OF YEAR	190,335	278,558	247,031	247,031
<b>TOTAL RESOURCES</b>	<b>809,640</b>	<b>906,810</b>	<b>907,062</b>	<b>907,062</b>
<b>TOTAL EXPENDITURES</b>	<b>531,082</b>	<b>659,779</b>	<b>618,972</b>	<b>618,972</b>
<b>CASH - END OF YEAR</b>	<b>278,558</b>	<b>247,031</b>	<b>288,090</b>	<b>288,090</b>

ROAD & BRIDGE PRECINCT #1

	ACTUAL ESTIMATE 2012	REVENUE ESTIMATE 2013	REVENUE BUDGET 2014	ADOPTED BUDGET 2014
REVENUES:				
CURRENT TAX LEVY	325,866	389,300	422,549	422,549
DELINQUENT TAXES	7,782	5,711	7,500	7,500
PENALTY & INTEREST	5,080	3,525	4,000	4,000
TOTAL TAXES	<u>338,728</u>	<u>398,536</u>	<u>434,049</u>	<u>434,049</u>
AUTO REGISTRATION	154,227	142,771	160,000	160,000
AUTO FEES	17,376	20,855	13,000	13,000
FEDERAL PAYMENTS	315	275	0	0
STATE LATERAL ROAD EASEMENTS	7,214	7,375	7,200	7,200
FINES	50,133	20,436	0	0
	19,486	13,908	18,000	18,000
TOTAL	<u>248,751</u>	<u>205,620</u>	<u>198,200</u>	<u>198,200</u>
OTHER RECEIPTS:				
TEXPOOL INTEREST	0	0	0	0
NOW INTEREST	433	76	75	75
SALES	0	125	0	0
REFUNDS	0	16	0	0
CASH RESERVES	0	0	15,000	15,000
MISCELLANEOUS	8,441	611	0	0
TRANSFER	30,825	0	12,932	12,932
TOTAL OTHER	<u>39,699</u>	<u>828</u>	<u>28,007</u>	<u>28,007</u>
TOTAL RECEIPTS	<u>627,178</u>	<u>604,984</u>	<u>660,256</u>	<u>660,256</u>
TRANSFERS TO (FROM)	0	0	0	0
CASH - BEG OF YEAR	314,787	338,816	327,631	327,631
TOTAL RESOURCES	<u>941,965</u>	<u>943,800</u>	<u>987,887</u>	<u>987,887</u>
R & B #1 EXPENDITURES	603,149	616,169	656,068	656,068
CASH - END OF YEAR	<u>338,816</u>	<u>327,631</u>	<u>331,819</u>	<u>331,819</u>



	<u>GENERAL FUND</u>			
	<u>ACTUAL</u>	<u>ESTIMATED</u>	<u>BUDGETED</u>	<u>ADOPTED BY</u>
	<u>REVENUES</u>	<u>REVENUES</u>	<u>REVENUES</u>	<u>COMM COURT</u>
	<u>2012</u>	<u>2013</u>	<u>2014</u>	<u>2014</u>
<b>TAXES:</b>				
CURRENT TAX LEVY	4,338,713	4,839,092	5,100,380	5,100,380
DELINQUENT TAXES	103,678	72,302	90,000	90,000
MIXED DRINK TAXES	5,429	7,757	6,000	6,000
PENALTY & INTEREST	67,733	44,216	50,000	50,000
<b>TOTAL TAX REVENUE</b>	<b>4,515,553</b>	<b>4,963,367</b>	<b>5,246,380</b>	<b>5,246,380</b>
COUNTY JUDGE	2,501	2,101	2,100	2,100
COUNTY ATTORNEY	5,604	3,626	3,900	3,900
COUNTY CLERK	450,536	284,386	298,550	298,550
JP #1	115,973	90,900	99,300	99,300
JP #2	338,567	275,353	325,500	325,500
DISTRICT CLERK	145,978	121,432	128,925	128,925
SHERIFF	12,202	-5,050	4,500	4,500
TREASURER	22,546	13,636	35,500	35,500
CONSTABLE	67,611	42,243	50,000	50,000
TAX A/C	198,531	190,987	187,000	187,000
MISC	988,560	345,305	434,550	434,550
<b>OTHER REVENUE</b>	<b>2,348,609</b>	<b>1,364,919</b>	<b>1,569,825</b>	<b>1,569,825</b>
<b>TOTAL REVENUE</b>	<b>6,864,162</b>	<b>6,328,286</b>	<b>6,816,205</b>	<b>6,816,205</b>
<b>TRANSFERS TO (FROM)</b>	<b>0</b>	<b>0</b>	<b>0</b>	<b>0</b>
<b>CASH - BEG OF YEAR</b>	<b>2,963,992</b>	<b>3,551,652</b>	<b>2,802,238</b>	<b>2,802,238</b>
<b>TOTAL EXPENDITURES</b>	<b>6,276,502</b>	<b>7,077,700</b>	<b>6,812,239</b>	<b>6,812,239</b>
<b>CASH - END OF YEAR</b>	<b>3,551,652</b>	<b>2,802,238</b>	<b>2,806,204</b>	<b>2,806,204</b>

**GENERAL FUND DEPARTMENTAL COMPARISONS**

REVENUES:	FY 2012	FY 2013	FY 2014	INC (DEC)
	Actual			
TAXES	4,515,553	4,655,815	5,246,380	590,565
FEES/FINES	1,360,049	1,341,985	1,135,275	-206,710
MISC	988,560	1,091,811	434,550	-657,261
<b>TOTAL REVENUE</b>	<u>6,864,162</u>	<u>7,089,611</u>	<u>6,816,205</u>	<u>-273,406</u>

**EXPENSES:**

OFFICE	FY 2012 Actual	FY 2013 BUDGET AS AMMENDED	FY 2014 BUDGET AS REQUESTED	INCREASE (DECREASE)
CONTINGENCY	811,517	672,539	274,000	-398,539
COMMISSIONERS COURT	71,884	93,018	68,431	-24,587
COUNTY CLERK	277,844	289,984	304,112	14,128
VETERANS SERVICE	54,662	58,501	71,113	12,612
NON DEPARTMENTAL	236,810	564,905	598,982	34,077
SAFETY COMMITTEE	3,458	3,541	3,541	0
COUNTY COURT	154,595	164,261	172,371	8,110
COUNTY JUDGE SALARY	18,209	18,358	18,400	42
DISTRICT COURT	342,349	318,363	324,553	6,190
DISTRICT COURT TRIAL	0	37,000	37,000	0
DISTRICT CLERK	242,543	275,059	285,436	10,377
JP #1	123,297	131,850	128,731	-3,119
JP #2	136,016	149,258	145,491	-3,767
COUNTY ATTY STATE SALARY	25,289	25,497	28,622	3,125
COUNTY ATTORNEY	127,322	158,671	166,981	8,310
DISTRICT ATTORNEY	260,860	362,534	359,576	-2,958
LAW LIBRARY	1,178	3,000	3,000	0
GAME WARDEN	499	501	500	-1
ELECTIONS	48,831	125,392	124,792	-600
COUNTY AUDITOR	159,243	142,090	117,718	-24,372
COUNTY TREASURER	74,488	114,851	145,344	30,493
TAX A/C	249,254	304,541	316,144	11,603
COURTHOUSE MAINT	340,363	239,521	273,707	34,186
JUVENILE COURT	163,880	256,918	190,530	-66,388
CONSTABLE #1	57,964	59,803	76,001	16,198
CONSTABLE #2	55,509	60,173	75,674	15,501
SHERIFF	829,587	882,633	903,357	20,724
JAIL	1,167,855	1,267,332	1,299,989	32,657
RADIO TOWER	4,365	24,280	16,070	-8,210
Emg Mgmt Center	21591	33916	34824	17521
HIGHWAY PATROL	51,645	53,964	56,764	2,800
HEALTH	66,504	73,004	73,004	0
SOCIAL WELFARE	1,222	5,541	6,000	459
COUNTY AGENTS	95,869	106,401	110,981	4,580
GOVT DAMS	0	500	500	0
<b>TOTAL EXPENSES</b>	<u>6,276,502</u>	<u>7,077,700</u>	<u>6,812,239</u>	<u>-248,848</u>

TOTAL REVENUES FOR FY 2014	<b>6,816,205</b>
TOTAL EXPENSES FOR FY 2014	<b><u>6,812,239</u></b>
<b>NET</b>	<b>3,966</b>

Statement of Indebtedness  
Capitalized Leases

CAPITALIZED LEASES EQUIPMENT		Original Amount	Principal Balance	Principal Due FY 2014	Interest Due FY 2014	Total Required For FY 2014
2006 CPS TRAILER	R&B 2	21,050	7,287	7,287	273	7,560
2007 CPS TRUCK	R&B 2	34,055	11,789	11,789	442	12,231
COURTHOUSE ANNEX		2,932,048	2,565,000	220,000	48,358	268,358
2010 CAT LOADER	R&B 2	85,545	68,436	17,109	0	17,109
2012 Chevy Tahoe Lease 1816c	SO	25,753	11,123	5,443	854	6,297
2012 Chevy Tahoe Lease 1817c	SO	25,753	11,123	5,443	854	6,297
2012 Chevy Tahoe Lease 1818c	SO	25,753	11,123	5,443	854	6,297
2012 Chevy Tahoe Lease 1819c	SO	25,753	11,123	5,443	854	6,297
2012 Chevy Tahoe Lease 1820c	SO	25,753	11,123	5,443	854	6,297
2012 Chevy Tahoe Lease 1821c	SO	25,753	11,123	5,443	854	6,297
2013 Chevy Pickup Lease	SO	28,964	13,174	6,447	943	7,390
R&B 2 Land	R&B 2	54,444	49,200	9,159	1,730	10,889

AD VALOREM TAX RATE AND COLLECTION HISTORY  
FOR BUDGET FY 2003 THROUGH FY 2014

	2003	2004	2005	2006	2007	2008
<b>Tax Rates:</b>						
General Levy	0.3418	0.363	0.37	0.3651	0.337	0.3339
Special Road & Bridge	0.1213	0.112	0.1019	0.1035	0.1063	0.1162
Farm To market	0.0001	0.0001	0.0001	0.001	0.001	0.001
<b>Total Operating Tax</b>	<b>0.4632</b>	<b>0.4751</b>	<b>0.472</b>	<b>0.4696</b>	<b>0.4443</b>	<b>0.4511</b>
Indigent Health Care	0.0167	0.0184	0.0189	0.0194	0.0187	0.0147
Debt Tax	0.0122	0.0343	0.0305	0.0324	0.026	0.0242
<b>Total Tax Rate</b>	<b>0.4921</b>	<b>0.5278</b>	<b>0.5214</b>	<b>0.5214</b>	<b>0.489</b>	<b>0.49</b>
Assessed Value (Millions)	657.6	695.1	760.6	837.2	944.7	1013.7
Taxable Frozen				107.5	124.4	136.3
Ad Valorem Tax Levied	3,231,762	3,676,150	3,964,845	4,353,926	4,576,487	4,889,654
Collection of Current Levy	3,118,498	3,539,914	3,818,560	4,211,672	4,474,360	4,773,049
% Of Current Levy Collected	96.50%	96.29%	96.31%	96.73%	97.77%	97.62%
Delinquent Tax Collections	84,787	132,406	124,261	113,514	76,551	98,290
<b>Total Tax Collected</b>	<b>3,203,285</b>	<b>3,672,320</b>	<b>3,942,821</b>	<b>4,325,186</b>	<b>4,550,911</b>	<b>4,871,339</b>
Total Collection % of Levy	99.12%	99.90%	99.44%	99.34%	99.44%	99.63%
Adjustments to Tax Roll	(23,651)	4,434	(10,778)	(16,300)	(9,234)	1,064
Outstanding Delinquent Taxes	4,826	8,264	11,246	12,440	16,342	19,379
					Estimated	Budgeted
	2009	2010	2011	2012	2013	2014
<b>Tax Rates:</b>						
General Levy	0.299	0.3118	0.326	0.2849	0.2517	0.274
Special Road & Bridge	0.0996	0.096	0.0959	0.0856	0.081	0.0908
Farm To market	0.0008	0.0007	0.0006	0.0006	0.0006	0.0006
<b>Total Operating Tax</b>	<b>0.3994</b>	<b>0.4085</b>	<b>0.4225</b>	<b>0.3711</b>	<b>0.3333</b>	<b>0.3654</b>
Indigent Health Care	0.0128	0.0133	0.0147	0.0146	0.0129	0.0165
Debt Tax	0.0207	0.0161	0.014	0.0168	0.0138	0.0151
<b>Total Tax Rate</b>	<b>0.4329</b>	<b>0.4379</b>	<b>0.4512</b>	<b>0.4025</b>	<b>0.36</b>	<b>0.397</b>
Assessed Value (Millions)	1198.3	1260	1319	1501.6	1669.5	1768
Taxable Frozen	142.6	146	153.9	159.2	164.2	169.6
Ad Valorem Tax Levied	5,173,411	5,479,820	5,881,183	6,040,212	6,642,392	7,618,522
Collection of Current Levy	4,940,084	5,335,498	5,748,540	6,004,915	6,920,770	7,489,967
% Of Current Levy Collected	95.49%	97.37%	97.74%	99.42%	104.19%	98.31%
Delinquent Tax Collections	213,272	114,038	85,084	137,787	55,969	100,000
<b>Total Tax Collected</b>	<b>5,153,356</b>	<b>5,449,536</b>	<b>5,833,624</b>	<b>6,142,702</b>	<b>6,976,739</b>	<b>7,489,967</b>
Total Collection % of Levy	99.61%	99.45%	99.19%	101.70%	105.03%	98.31%
Adjustments to Tax Roll	1,672	489	(37)	180,287	543,145	0
Outstanding Delinquent Taxes	21,727	30,773	47,522	77,797	208,798	128,555

Account Number and Title	T C	Experience YEAR - 2011	Experience YEAR - 2012	Org Budget YEAR - 2013	Act Budget YEAR - 2013	Experience YEAR - 2013	Prop Budget YEAR - 2014
-----							
REPORTING FUND: 0010 GENERAL FUND							
-----							
0310 TAXES							
=====							
0110 CURRENT TAX LEVY	I	4,260,826.11	4,338,713.00	4,504,815.00	4,504,815.00	4,810,779.35	5,100,380.00
0111 DELINQUENT TAXES	I	82,031.93	103,677.87	85,000.00	85,000.00	69,128.57	90,000.00
0115 MIXED DRINK TAX	I	6,774.54	5,428.72	6,000.00	6,000.00	5,649.40	6,000.00
0116 PENALTY & INTEREST	I	66,428.18	67,733.58	60,000.00	60,000.00	38,707.06	50,000.00
-----							
TAXES		4,416,060.76	4,515,553.17	4,655,815.00	4,655,815.00	4,924,264.38	5,246,380.00
-----							
0348 COUNTY JUDGE PROGRAM REV							
=====							
0100 COUNTY JUDGE CIVIL FEES	I	264.00	234.00	200.00	200.00	246.00	200.00
0101 COUNTY JUDGE EDUCATION	I	465.00	375.00	400.00	400.00	400.00	400.00
0102 COUNTY JUDGE CRIMINAL FEE	I	1,824.00	1,892.00	2,000.00	2,000.00	1,192.00	1,500.00
-----							
COUNTY JUDGE PROGRAM REV		2,553.00	2,501.00	2,600.00	2,600.00	1,838.00	2,100.00
-----							
0349 COUNTY ATTORNY PROG REV							
=====							
0300 CO ATTORNEY CRIMINAL FEES	I	4,548.00	4,889.00	5,000.00	5,000.00	2,835.50	3,500.00
0301 CO ATTORNEY ADM FEE	I	840.28	714.73	800.00	800.00	262.06	400.00
-----							
COUNTY ATTORNY PROG REV		5,388.28	5,603.73	5,800.00	5,800.00	3,097.56	3,900.00
-----							
0351 COUNTY CLERK PROGRAM REV							
=====							
0105 10% TIME PAY FEES	I	325.50	391.20	300.00	300.00	230.50	300.00
0130 SALES	I	0.00	0.00	0.00	0.00	0.00	
0400 COUNTY CLERK GENERAL FEES	I	236,226.95	292,286.08	240,000.00	240,000.00	188,746.02	200,000.00
0401 COUNTY CLERK CIVIL FEE	I	7,475.00	5,908.00	6,000.00	6,000.00	4,916.00	5,000.00
0402 COUNTY CLERK CRIMINAL FEE	I	7,299.00	7,739.00	8,000.00	8,000.00	4,884.00	6,000.00
0403 COURT APPT ATTY FEES	I	1,611.70	2,526.00	1,000.00	1,000.00	1,828.00	3,000.00
0404 COUNTY CLERK MISC CRIM	I	2,205.95	2,018.25	2,000.00	2,000.00	623.00	1,000.00
0405 COUNTY CLERK LAW LIBRARY	I	4,935.00	4,305.00	4,000.00	4,000.00	4,200.00	4,000.00
0406 DRUG COURT COST FEE	I	281.70	371.30	300.00	300.00	196.00	300.00
0407 SUPPLEMENT COURT G-SHIP FEE	I	1,860.00	1,480.00	1,500.00	1,500.00	1,600.00	1,500.00
0409 COURT REPORTER FEE	I	2,085.00	1,815.00	1,500.00	1,500.00	1,800.00	1,800.00
0487 IN/OUT	I	622.30-	1,515.08-	0.00	0.00	552.90-	
0490 COUNTY CLERK JURY FEES	I	240.00	240.00	200.00	200.00	240.00	300.00
0496 CO CLERK COLLECTION AGENCY	I	622.30	324.08	0.00	0.00	237.89	
0995 AMSC WARRANT FEES	I	0.00	0.00	0.00	0.00	0.00	
0998 XEROX COPIES	I	190,372.50	132,055.00	160,000.00	160,000.00	50,031.25	75,000.00
0999 FAX CHARGES	I	1,527.25	592.50	600.00	600.00	266.00	350.00
-----							
COUNTY CLERK PROGRAM REV		456,445.55	450,536.33	425,400.00	425,400.00	259,245.76	298,550.00
-----							
0352 J.P. #1 PROGRAM REVENUES							
=====							
0107 10% TIME PAY FEES	I	380.00	250.00	300.00	300.00	232.50	300.00
0121 COUNTY FINES	I	99,399.08	92,344.80	90,000.00	90,000.00	64,277.95	80,000.00
0127 MISC CRIMINAL FEES	I	19,238.48	22,898.00	20,000.00	20,000.00	16,074.60	18,000.00
0137 J.P. #1 CIVIL FEES	I	1,450.00	1,791.00	1,750.00	1,750.00	850.00	1,000.00
0491 J.P. #1 JURY FEES	I	5.00	0.00	0.00	0.00	10.00	
0496 JP #1 COLLECTION AGENCY FEES	I	0.00	1,310.40-	0.00	0.00	0.00	
0497 PARKS & WILDLIFE FEE	I	0.01	0.00	0.00	0.00	0.00	
-----							

Account Number and Title	T C	Experience YEAR - 2011	Experience YEAR - 2012	Org Budget YEAR - 2013	Act Budget YEAR - 2013	Experience YEAR - 2013	Prop Budget YEAR - 2014
REPORTING FUND: 0010 GENERAL FUND							
0995 AMSC WARRANT FEES	I	0.00	0.00	0.00	0.00	0.00	
0997 NOTARY FEES	I	0.00	0.00	0.00	0.00	0.00	
0998 XEROX COPIES	I	0.00	0.00	0.00	0.00	39.75	
J.P. #1 PROGRAM REVENUES		120,472.57	115,973.40	112,050.00	112,050.00	81,484.80	99,300.00
0353 J.P. #2 PROGRAM REVENUES							
0108 10% TIME PAY FEES	I	593.81	437.57	500.00	500.00	402.41	500.00
0122 COUNTY FINES	I	245,518.25	278,173.16	260,000.00	260,000.00	212,444.78	275,000.00
0128 J.P. #2 MISC CRIMINAL FEE	I	90,762.39	53,522.36	50,000.00	50,000.00	40,486.89	45,000.00
0138 J.P. #2 CIVIL FEES	I	6,925.00	5,171.69	7,000.00	7,000.00	2,345.00	5,000.00
0488 CREDIT CARD FEES	I	0.00	58.23-	0.00	0.00	0.00	
0492 J.P. #2 JURY FEES	I	0.00	10.00	0.00	0.00	120.00	
0496 JP #2 COLLECTION AGENCY FEES	I	0.00	10,401.90	0.00	0.00	0.00	
0497 PARKS & WILDLIFE FEE	I	0.00	9,091.80-	0.00	0.00	0.00	
0995 AMSC WARRANT FEES	I	0.00	0.00	0.00	0.00	0.00	
0997 NOTARY FEES	I	0.00	0.00	0.00	0.00	0.00	
0998 XEROX COPIES	I	0.00	0.00	0.00	0.00	0.00	
J.P. #2 PROGRAM REVENUES		343,799.45	338,566.65	317,500.00	317,500.00	255,799.08	325,500.00
0354 DIST CLERK PROGRAM REV							
0106 10% TIME PAY FEES	I	128.20	193.00	175.00	175.00	132.50	150.00
0124 DISTRICT COURT CIVIL FINES	I	0.00	0.00	0.00	0.00	0.00	
0125 DISTRICT COURT CRIMINAL FINES	I	35,942.00	44,928.00	35,000.00	35,000.00	39,872.00	40,000.00
0406 DRUG COURT COST FEE	I	72.70	114.00	0.00	0.00	93.00	
0487 IN/OUT	I	1,042.00	1,124.32-	0.00	0.00	435.42	
0488 CREDIT CARD FEES	I	498.00	432.82	0.00	0.00	143.65	
0493 SHRF CIVIL JURY FEES	I	2,076.00	2,220.00	1,800.00	1,800.00	1,795.00	2,000.00
0494 SHRF CRIM JURY FEE	I	50.00	77.00	60.00	60.00	59.00	75.00
0495 SHERIFF TRANSPORT FEE	I	50.00	285.00	200.00	200.00	440.00	200.00
0600 COURT APPT ATTORNEY FEES	I	15,363.75	18,577.50	15,000.00	15,000.00	10,733.50	15,000.00
0700 DIST CLERK CIVIL FEES	I	42,706.54	42,082.36	35,000.00	35,000.00	30,641.34	40,000.00
0702 DIST CLERK CRIMINAL FEE	I	9,606.50	9,574.00	8,000.00	8,000.00	7,397.00	8,000.00
0705 FAMILY PROTECTION FEE	I	2,190.00	2,250.00	2,000.00	2,000.00	1,230.00	2,000.00
0707 DISTRICT CLERK MISC FEES	I	1,718.00	2,012.00	1,000.00	1,000.00	1,394.00	1,500.00
0708 DIST CLERK LAW LIBRARY	I	9,155.00	9,940.00	8,000.00	8,000.00	6,370.00	8,000.00
0710 DIST ATT BOND FORF REVENUE	I	0.00	0.00	0.00	0.00	1,239.96	
0997 NOTARY FEES	I	0.00	0.00	0.00	0.00	0.00	
0998 XEROX COPIES	I	16,945.50	14,417.00	12,000.00	12,000.00	10,871.00	12,000.00
DIST CLERK PROGRAM REV		137,544.19	145,978.36	118,235.00	118,235.00	112,847.37	128,925.00
0355 SHERIFF PROGRAM REVENUES							
0200 SHERIFF CIVIL FEES	I	1,769.62	1,086.64	1,000.00	1,000.00	2,742.33	2,000.00
0202 SHERIFF CRIMINAL FEES	I	3,846.00	3,815.50	4,000.00	4,000.00	1,934.50	2,500.00
0487 IN/OUT	I	3,000.00	7,299.95	0.00	0.00	10,816.00-	
SHERIFF PROGRAM REVENUES		8,615.62	12,202.09	5,000.00	5,000.00	6,139.17-	4,500.00

Account Number and Title	T C	Experience YEAR - 2011	Experience YEAR - 2012	Org Budget YEAR - 2013	Act Budget YEAR - 2013	Experience YEAR - 2013	Prop Budget YEAR - 2014
-----							
REPORTING FUND: 0010 GENERAL FUND							
0357 COUNTY TREASURER PROG REV							
=====							
0900 COUNTY TREASURER FEES	I	48,837.63	22,006.13	50,000.00	50,000.00	12,608.23	35,000.00
0902 INSF CHECK FEES	I	450.00	540.00	400.00	400.00	430.00	500.00
-----							
COUNTY TREASURER PROG REV		49,287.63	22,546.13	50,400.00	50,400.00	13,038.23	35,500.00
0358 CONSTABLE PROGRAM REVENUE							
=====							
0220 CONSTABLE CIVIL FEES	I	76,925.50	67,611.39	60,000.00	60,000.00	36,897.37	50,000.00
0222 CONSTABLE CRIMINAL FEES	I	75.00	0.00	0.00	0.00	0.00	
-----							
CONSTABLE PROGRAM REVENUE		77,000.50	67,611.39	60,000.00	60,000.00	36,897.37	50,000.00
0359 TAX A/C PROGRAM REVENUES							
=====							
0500 AUTO REGISTRATION FEES	I	145,169.66	177,529.32	80,000.00	80,000.00	167,488.06	170,000.00
0501 AD VALOREM FEES	I	15,381.94	20,408.42	15,000.00	15,000.00	14,455.65	17,000.00
0502 ALCOHOLIC BEVERAGE FEES	I	1,752.00	593.00	0.00	0.00	1,046.00	
0503 SCOFFLAW REVENUE	I	0.00	0.00	150,000.00	150,000.00	0.00	
-----							
TAX A/C PROGRAM REVENUES		162,303.60	198,530.74	245,000.00	245,000.00	180,897.71	187,000.00
0370 MISC. INCOME							
=====							
0112 FEDERAL PAYMENTS	I	1,175.00	0.00	1,000.00	1,000.00	510.00	1,000.00
0119 TEXPOOL INTEREST	I	1,876.78	0.00	0.00	0.00	0.00	0.00
0120 INTEREST EARNED	I	4,994.11	4,808.80	4,200.00	4,200.00	824.34	1,000.00
0130 SALES	I	132.00	3,289.25	100.00	11,563.00	14,151.74	100,000.00
0210 OIL ROYALTY	I	37,856.86	37,358.86	30,000.00	30,000.00	24,521.28	30,000.00
0401 D.A. REFUND/ARCHER	I	35,787.65	57,533.38	82,520.00	82,520.00	58,874.64	81,725.00
0402 D.A. REFUND/CLAY	I	55,652.21	70,040.62	100,459.00	100,459.00	71,673.48	99,492.00
0403 DA STATE GRANT REVENUE	I	0.00	0.00	0.00	0.00	0.00	
0404 JUVENILE REFUND	I	0.00	0.00	0.00	0.00	0.00	
0409 JUROR REIMBURSEMENT	I	7,548.00	9,690.00	7,000.00	7,000.00	6,950.00	8,000.00
0411 REFUNDS	I	17,484.38	20,863.68	10,000.00	10,000.00	20,857.26	10,000.00
0412 LEASES	I	0.00	80,000.00	0.00	0.00	130.00	
0413 CONTRACTED ELECTION EXPENSE	I	8,562.36	5,056.40	6,000.00	6,000.00	5,298.64	6,000.00
0415 TOBACCO SETTLEMENT	I	0.00	4,256.37	0.00	0.00	0.00	
0420 JAIL PHONE	I	0.00	0.00	0.00	14,400.00	14,406.44	15,000.00
0427 CO JUDGE STATE GRANT	I	15,876.28	15,557.71	15,000.00	15,000.00	8,210.92	15,000.00
0428 ADA STATE LONGEVITY GRANT	I	0.00	0.00	0.00	3,750.00	2,082.00	5,000.00
0440 UNCLAIMED UTILITY PROPERTY	I	0.00	0.00	0.00	0.00	0.00	
0476 CO ATTY STATE SUPP	I	20,833.33	41,666.66	20,833.00	20,833.00	0.00	23,333.00
0480 INDIGENT DEFENSE GRANT	I	19,752.50	15,235.75	8,000.00	8,000.00	13,939.25	14,000.00
0490 HAVA GRANT	I	0.00	0.00	0.00	0.00	760.90	
0491 MEDICAL	I	0.00	0.00	0.00	0.00	0.00	
0570 OCA SOFTWARE PROJECT	I	0.00	0.00	0.00	0.00	0.00	
0571 RADIO GRANT REV	I	553.00	19,987.98	0.00	0.00	0.00	
0572 COURTHOUSE PRESV GRANT	I	0.00	0.00	0.00	0.00	0.00	
0573 MEDICAL REIMBURSEMENT	I	0.00	0.00	0.00	0.00	0.00	
0574 PRISONER HOUSING	I	70,840.00	0.00	0.00	0.00	0.00	
0575 WORK PROGRAM GRANT	I	0.00	0.00	0.00	0.00	0.00	
0601 K-9 DONATIONS	I	0.00	0.00	0.00	0.00	0.00	
0898 CASH RESERVES	I	0.00	0.00	736,325.00	736,325.00	0.00	

Account Number and Title	T C	Experience YEAR - 2011	Experience YEAR - 2012	Org Budget YEAR - 2013	Act Budget YEAR - 2013	Experience YEAR - 2013	Prop Budget YEAR - 2014
-----							
REPORTING FUND: 0010 GENERAL FUND							
0995 AMSC WARRANT FEES	I	0.00	0.00	0.00	0.00	0.00	
0997 NOTARY FEES	I	0.00	0.00	0.00	0.00	0.00	
0998 OTHER SOURCES	I	144,047.00	57,314.24	14,000.00	14,000.00	19,974.00	
0999 OTHER/MISC REVENUE	I	26,508.17	545,900.13	20,000.00	26,761.00	45,068.59	25,000.00
-----							
MISC. INCOME		469,479.63	988,559.83	1,055,437.00	1,091,811.00	306,711.68	434,550.00
-----							
0400 CONTINGENCY EXPENSES							
=====							
0003 EARNED BENEFITS	E	621.75	0.00	0.00	0.00	0.00	0.00
0004 GROUP INS BENEFITS	E	18,000.00	18,000.00	18,000.00	18,000.00	18,000.00	18,000.00
0107 COMP TIME	E	0.00	0.00	15,000.00	15,000.00	0.00	
0414 AUTOPSY	E	44,025.00	70,975.00	60,000.00	60,000.00	49,750.00	50,000.00
0480 LEGAL EXPENSE	E	0.00	40,000.00	0.00	0.00	0.00	6,000.00
0482 GROUP INSURANCE	E	0.00	0.00	0.00	0.00	0.00	
0490 SHERIFF MEDICAL	E	0.00	0.00	10,000.00	4,539.00	0.00	
0573 LAND	E	0.00	0.00	100,000.00	0.00	0.00	25,000.00
0574 BUILDING EXP	E	0.00	679,191.35	500,000.00	500,000.00	262,434.34	125,000.00
0805 CONTINGENCY EXPENSE	E	190,165.53	3,351.00	50,000.00	75,000.00	68,390.06	50,000.00
-----							
CONTINGENCY EXPENSES		252,812.28	811,517.35	753,000.00	672,539.00	398,574.40	274,000.00
-----							
0401 COMMISSIONERS COURT							
=====							
0400 DUES AND BONDS	E	4,831.44	4,765.00	5,500.00	5,500.00	4,660.00	5,500.00
0425 TRANSPORTATION	E	2,248.11	1,693.79	5,000.00	5,000.00	3,317.82	5,000.00
0427 TRAINING	E	1,080.00	940.00	1,200.00	1,200.00	420.00	1,200.00
0480 LEGAL	E	19,782.87	15,978.77	30,000.00	30,000.00	0.00	5,000.00
0481 REDISTRICTING EXPENSE	E	6,500.00	0.00	0.00	0.00	0.00	
0497 SALES TAX	E	8.21	204.55	50.00	50.00	2.74	
0570 MACHINERY & EQUIPMENT	E	0.00	0.00	2,000.00	2,000.00	4,500.00	
0901 TRANSFER	E	46,002.00	48,302.00	49,268.00	49,268.00	0.00	51,731.00
-----							
COMMISSIONERS COURT		80,452.63	71,884.11	93,018.00	93,018.00	12,900.56	68,431.00
-----							
0403 COUNTY CLERK							
=====							
0101 COUNTY CLERK SALARY	E	45,084.00	47,320.66	48,285.00	48,285.00	35,278.00	50,700.00
0103 CHIEF DEPUTY SALARY	E	35,363.90	37,118.30	37,875.00	37,875.00	27,672.17	39,769.00
0104 DEPUTIES SALARY	E	95,674.15	100,430.16	102,477.00	102,477.00	74,871.75	107,601.00
0105 PART TIME	E	0.00	0.00	0.00	0.00	0.00	
0120 LONGEVITY BONUS	E	380.00	565.00	640.00	640.00	640.00	740.00
0150 MEAL EXPENSE	E	20.17	0.00	0.00	0.00	0.00	
0201 SOCIAL SECURITY	E	10,647.38	11,120.01	11,736.00	11,736.00	8,289.14	12,327.00
0202 GROUP INSURANCE	E	37,691.20	39,791.70	41,345.00	41,345.00	31,009.50	44,250.00
0203 RETIREMENT	E	20,903.47	25,471.82	27,881.00	27,881.00	20,218.72	29,842.00
0205 MEDICARE TAX	E	2,490.28	2,600.77	2,745.00	2,745.00	1,938.55	2,883.00
0310 OFFICE SUPPLIES	E	2,163.60	1,891.65	2,500.00	2,500.00	958.92	2,500.00
0315 BINDERS	E	933.40	1,180.57	1,200.00	1,205.00	1,204.25	1,200.00
0316 FORMS	E	159.00	390.00	500.00	500.00	0.00	500.00
0317 PRINTING	E	0.00	0.00	0.00	0.00	0.00	
0318 BOOKS	E	14.50	96.50	200.00	200.00	0.00	200.00
0319 DOCKETS	E	505.36	239.35	500.00	495.00	497.50	500.00
0400 DUES AND BONDS	E	648.28	920.00	1,000.00	1,000.00	420.00	1,000.00
0420 COMMUNICATION	E	0.00	0.00	0.00	0.00	0.00	



Account Number and Title	T C	Experience YEAR - 2011	Experience YEAR - 2012	Org Budget YEAR - 2013	Act Budget YEAR - 2013	Experience YEAR - 2013	Prop Budget YEAR - 2014
-----							
REPORTING FUND: 0010 GENERAL FUND							
0425 TRANSPORTATION	E	1,064.11	683.25	1,500.00	1,905.00	1,909.33	1,500.00
0427 TRAINING	E	478.00	335.00	700.00	700.00	592.00	700.00
0450 R & M	E	0.00	210.04	500.00	95.00	0.00	500.00
0460 RENTAL/MAINTENANCE	E	5,822.34	7,374.88	7,000.00	7,000.00	3,945.38	6,000.00
0473 IN/OUT	E	0.00	0.00	0.00	0.00	333.00-	
0482 ERRORS & OMISSIONS INS.	E	0.00	0.00	400.00	400.00	0.00	400.00
0570 MACHINERY & EQUIPMENT	E	402.40	103.99	1,000.00	1,000.00	0.00	1,000.00
-----							
COUNTY CLERK		260,445.54	277,843.65	289,984.00	289,984.00	209,112.21	304,112.00
0405 VETERAN'S SERVICE OFFICER							
=====							
0102 SERVICE OFFICER SALARY	E	10,500.10	43,067.42	44,187.00	44,187.00	32,283.08	46,396.00
0105 PART TIME	E	0.00	0.00	0.00	0.00	0.00	10,000.00
0120 LONGEVITY BONUS	E	0.00	10.00	20.00	20.00	20.00	30.00
0201 SOCIAL SECURITY	E	651.06	2,670.77	2,741.00	2,741.00	2,002.85	3,499.00
0202 GROUP INSURANCE	E	0.00	0.00	0.00	0.00	0.00	
0203 RETIREMENT	E	0.00	5,924.26	6,512.00	6,512.00	4,717.39	6,969.00
0205 MEDICARE TAX	E	152.29	624.64	641.00	641.00	468.36	819.00
0310 OFFICE SUPPLIES	E	447.43	1,292.81	1,000.00	1,000.00	318.49	1,000.00
0318 BOOKS	E	0.00	0.00	0.00	0.00	0.00	
0400 DUES	E	0.00	0.00	0.00	0.00	0.00	
0420 COMMUNICATION	E	0.00	0.00	0.00	0.00	0.00	
0425 TRANSPORTATION	E	1,100.84	551.67	400.00	400.00	0.00	400.00
0427 TRAINING	E	0.00	0.00	500.00	500.00	0.00	500.00
0450 REPAIRS & MAINTENANCE	E	0.00	0.00	1,000.00	1,000.00	0.00	1,000.00
0570 MACHINERY & EQUIPMENT	E	0.00	519.95	1,500.00	1,500.00	0.00	500.00
-----							
VETERAN'S SERVICE OFFICER		12,851.72	54,661.52	58,501.00	58,501.00	39,810.17	71,113.00
0409 NON DEPARTMENTAL							
=====							
0204 WORKMEN'S COMPENSATION	E	12,298.24	13,682.18	22,000.00	22,000.00	15,942.12	20,000.00
0206 UNEMPLOYMENT INSURANCE	E	5,887.81	15,702.12	15,000.00	15,000.00	11,030.66	15,000.00
0310 OFFICE SUPPLIES	E	38.19-	249.34	6,000.00	5,000.00	1,291.58	1,500.00
0311 COPIER & PRINTER SUPPLIES	E	6,934.25	6,300.34	7,000.00	7,000.00	4,054.18	7,000.00
0317 PRINTING	E	547.54	588.00	2,000.00	2,000.00	150.00	500.00
0332 POSTAGE AND BOX RENT	E	34,180.85	41,958.12	45,000.00	45,000.00	30,215.98	45,000.00
0411 AD VALOREM REFUNDS	E	20.00	0.00	0.00	0.00	0.00	
0420 COMMUNICATION	E	31,447.19	24,053.45	33,000.00	33,000.00	32,976.43	42,000.00
0428 APPRAISAL DISTRICT	E	135,318.00	104,573.00	113,075.00	113,075.00	77,309.00	113,832.00
0430 ADVERTISING	E	3,732.03	2,893.14	2,000.00	3,000.00	2,567.47	2,000.00
0440 UTILITIES	E	0.00	0.00	105,000.00	105,000.00	90,427.90	105,000.00
0450 REPAIRS AND MAINTENANCE	E	910.24	330.24	2,000.00	2,000.00	221.00	1,000.00
0460 RENTAL/MAINTENANCE	E	4,134.02	1,419.22	4,330.00	4,330.00	13,673.00	25,000.00
0482 PROPERTY & LIABILITY INS	E	0.00	0.00	175,000.00	175,000.00	87,326.00	190,000.00
0489 PEST CONTROL	E	0.00	0.00	0.00	0.00	0.00	2,400.00
0491 MEDICAL	E	522.00	2,311.00	3,500.00	3,500.00	2,475.00	3,500.00
0570 MACHINERY & EQUIPMENT	E	0.00	0.00	5,000.00	5,000.00	0.00	
0571 RADIO GRANT EXP	E	553.00	20,383.51	0.00	0.00	0.00	
0575 LEASE PAYMENTS	E	0.00	0.00	0.00	0.00	0.00	
0802 AUDIT	E	22,750.00	22,750.00	25,000.00	25,000.00	22,750.00	25,250.00
-----							
NON DEPARTMENTAL		259,196.98	257,193.66	564,905.00	564,905.00	392,410.32	598,982.00

Account Number and Title	T C	Experience YEAR - 2011	Experience YEAR - 2012	Org Budget YEAR - 2013	Act Budget YEAR - 2013	Experience YEAR - 2013	Prop Budget YEAR - 2014
-----------------------------	--------	---------------------------	---------------------------	---------------------------	---------------------------	---------------------------	----------------------------

REPORTING FUND: 0010 GENERAL FUND

0415 SAFETY COMMITTEE

0150 MEAL EXPENSE	E	0.00	0.00	0.00	0.00	0.00	
0201 SOCIAL SECURITY	E	0.00	0.00	0.00	0.00	0.00	
0203 RETIREMENT	E	0.00	0.00	0.00	0.00	0.00	
0205 MEDICARE TAX	E	0.00	0.00	0.00	0.00	0.00	
0305 OPERATING EXPENSES	E	2,429.77	692.10	2,816.00	2,816.00	401.56	2,816.00
0425 TRANSPORTATION	E	0.00	0.00	500.00	500.00	0.00	500.00
0427 TRAINING	E	0.00	0.00	225.00	225.00	0.00	225.00
0570 MACHINERY & EQUIPMENT	E	0.00	2,765.48	0.00	0.00	0.00	
<b>SAFETY COMMITTEE</b>		<b>2,429.77</b>	<b>3,457.58</b>	<b>3,541.00</b>	<b>3,541.00</b>	<b>401.56</b>	<b>3,541.00</b>

0426 COUNTY COURT

0101 COUNTY JUDGE'S SALARY	E	49,051.08	52,200.42	53,600.00	53,600.00	39,158.70	57,030.00
0104 SECRETARY SALARY	E	37,864.06	39,742.56	40,553.00	40,553.00	29,628.01	42,580.00
0105 PART TIME	E	0.00	0.00	1,500.00	1,500.00	738.00	1,500.00
0120 LONGEVITY BONUS	E	610.00	650.00	690.00	690.00	690.00	730.00
0150 MEAL EXPENSE	E	21.95	0.00	125.00	125.00	22.87	125.00
0201 SOCIAL SECURITY	E	5,350.62	5,663.65	5,888.00	5,888.00	4,296.46	6,322.00
0202 GROUP INSURANCE	E	15,076.48	15,916.68	16,538.00	16,538.00	12,403.80	17,700.00
0203 RETIREMENT	E	10,367.77	12,711.68	13,989.00	13,989.00	10,147.50	15,305.00
0205 MEDICARE TAX	E	1,251.38	1,324.43	1,378.00	1,378.00	1,004.81	1,479.00
0310 OFFICE SUPPLIES	E	664.19	711.70	1,325.00	1,325.00	1,352.28	1,325.00
0311 SOFTWARE	E	0.00	0.00	3,000.00	3,000.00	925.00	3,000.00
0318 BOOKS	E	0.00	99.50	400.00	400.00	0.00	300.00
0392 EVIDENCE EXPENSE	E	0.00	0.00	0.00	0.00	0.00	
0393 INVESTIGATION EXPENSE	E	0.00	0.00	0.00	0.00	0.00	
0394 EXPERT WITNESS EXPENSE	E	0.00	0.00	0.00	0.00	0.00	
0395 TRANSCRIPT EXPENSE	E	0.00	0.00	0.00	0.00	0.00	
0400 DUES & BONDS	E	720.00	350.00	425.00	425.00	200.00	425.00
0411 MESA REFUND	E	0.00	0.00	0.00	0.00	0.00	
0413 VISITING JUDGE	E	1,429.57	104.16	400.00	400.00	0.00	400.00
0420 COMMUNICATION	E	0.00	0.00	0.00	0.00	0.00	
0425 TRANSPORTATION	E	2,819.94	1,636.15	3,500.00	2,900.00	932.41	3,000.00
0426 JUDGE'S EDUCATION	E	725.00	100.00	2,000.00	800.00	200.00	800.00
0450 REPAIR & MAINTENANCE	E	1,014.12	58.75	1,250.00	1,250.00	0.00	1,250.00
0460 RENTAL MAINTENANCE	E	48.08	692.20	1,200.00	1,200.00	902.00	1,200.00
0480 LEGAL	E	11,740.00	22,075.42	12,000.00	13,800.00	16,877.00	12,000.00
0485 VISITING COURT REPORTER	E	1,021.68	0.00	2,000.00	2,000.00	0.00	2,000.00
0490 JURORS/BAIL/SERV/CITATION	E	367.50	557.50	1,500.00	1,500.00	270.00	1,500.00
0491 MEDICAL	E	0.00	0.00	0.00	0.00	0.00	
0570 MACHINERY & EQUIPMENT	E	999.97	0.00	1,000.00	1,000.00	0.00	2,400.00
<b>COUNTY COURT</b>		<b>141,143.39</b>	<b>154,594.80</b>	<b>164,261.00</b>	<b>164,261.00</b>	<b>119,748.84</b>	<b>172,371.00</b>

0427 COUNTY JUDGE STATE SALARY

0101 CO JUDGE SALARY	E	14,999.92	14,999.92	15,000.00	15,000.00	10,961.48	15,000.00
0201 SOCIAL SECURITY	E	930.01	930.02	930.00	930.00	679.63	930.00
0203 RETIREMENT	E	1,776.24	2,061.16	2,210.00	2,210.00	1,600.76	2,252.00
0205 MEDICARE TAX	E	217.54	217.62	218.00	218.00	159.03	218.00
<b>COUNTY JUDGE STATE SALARY</b>		<b>17,923.71</b>	<b>18,208.72</b>	<b>18,358.00</b>	<b>18,358.00</b>	<b>13,400.90</b>	<b>18,400.00</b>

Account Number and Title	T C	Experience YEAR - 2011	Experience YEAR - 2012	Org Budget YEAR - 2013	Act Budget YEAR - 2013	Experience YEAR - 2013	Prop Budget YEAR - 2014
-----------------------------	--------	---------------------------	---------------------------	---------------------------	---------------------------	---------------------------	----------------------------

REPORTING FUND: 0010 GENERAL FUND

0435 DISTRICT COURT

=====							
0102 COURT REPORTER SALARY	E	36,130.90	36,848.36	40,540.00	40,540.00	29,597.02	42,567.00
0104 COURT COORDINATOR	E	20,448.74	22,794.68	23,498.00	23,498.00	17,166.18	25,938.00
0105 PART TIME	E	0.00	0.00	1,500.00	1,500.00	1,710.00	1,500.00
0120 LONGEVITY BONUS	E	297.50	367.50	415.00	415.00	415.00	440.00
0150 MEAL EXPENSE	E	0.00	0.00	0.00	0.00	0.00	
0201 SOCIAL SECURITY	E	3,519.51	3,720.60	4,090.00	4,090.00	3,030.97	4,368.00
0202 GROUP INSURANCE	E	8,837.51	9,434.49	8,269.00	8,269.00	4,909.31	8,850.00
0203 RETIREMENT	E	6,735.54	8,239.51	9,715.00	9,715.00	6,888.63	10,574.00
0205 MEDICARE TAX	E	823.08	870.02	957.00	957.00	708.83	1,022.00
0310 OFFICE SUPPLIES	E	869.47	649.47	300.00	300.00	633.18	300.00
0392 EVIDENCE EXPENSE	E	551.00	1,050.00	2,000.00	2,000.00	2,400.00	2,000.00
0393 INVESTIGATION EXPENSE	E	1,950.00	0.00	2,000.00	2,000.00	0.00	2,000.00
0394 EXPERT WITNESS EXPENSE	E	0.00	0.00	2,500.00	2,500.00	0.00	2,500.00
0395 TRANSCRIPT EXPENSE	E	20,492.50	7,707.75	10,000.00	10,000.00	8,616.00	10,000.00
0400 DUES & BONDS	E	75.00	75.00	250.00	250.00	75.00	250.00
0413 VISITING JUDGE	E	1,040.78	1,895.46	2,500.00	2,500.00	403.93	2,500.00
0420 COMMUNICATION	E	0.00	0.00	0.00	0.00	0.00	
0425 TRANSPORTATION	E	1,814.13	366.78	3,500.00	3,500.00	0.00	3,500.00
0427 TRAINING	E	292.50	150.00	500.00	500.00	250.00	500.00
0433 8TH ADMIN. JUDICIAL DIST.	E	1,212.41	1,062.84	1,079.00	1,079.00	1,078.32	994.00
0450 REPAIR & MAINTENANCE	E	18.35	796.98	1,500.00	1,500.00	0.00	1,500.00
0460 RENTAL/MAINTENANCE	E	27.75	190.20	4,000.00	4,000.00	627.40	4,000.00
0480 LEGAL	E	103,406.00	138,266.02	85,000.00	85,000.00	96,021.38	85,000.00
0481 LEGAL-CIVIL	E	58,989.07	79,245.55	80,000.00	80,000.00	43,730.32	80,000.00
0482 LIABILITY INSURANCE	E	678.17	678.17	750.00	750.00	745.98	750.00
0485 VISITING COURT REPORTER	E	3,093.28	3,408.00	5,000.00	5,000.00	1,820.00	5,000.00
0490 JURORS/COMMISSION/CITATIONS/BAILIFF	E	15,907.00	23,047.50	24,000.00	24,000.00	15,657.50	24,000.00
0570 MACHINERY & EQUIPMENT	E	399.98	1,484.31	4,500.00	4,500.00	3,325.42	4,500.00
0575 LEASE PAYMENT	E	0.00	0.00	0.00	0.00	0.00	
-----							
DISTRICT COURT		287,610.17	342,349.19	318,363.00	318,363.00	239,810.37	324,553.00

0436 DISTRICT COURT TRIAL

=====							
0105 PART TIME	E	0.00	0.00	0.00	0.00	0.00	
0150 MEAL EXPENSE	E	0.00	0.00	0.00	0.00	0.00	
0201 SOCIAL SECURITY	E	0.00	0.00	0.00	0.00	0.00	
0203 RETIREMENT	E	0.00	0.00	0.00	0.00	0.00	
0205 MEDICARE TAX	E	0.00	0.00	0.00	0.00	0.00	
0305 OPERATING EXPENSE/SUPPLIES	E	0.00	0.00	0.00	0.00	0.00	
0392 EVIDENCE EXPENSE	E	0.00	0.00	5,000.00	5,000.00	0.00	5,000.00
0393 INVESTIGATION EXPENSE	E	0.00	0.00	5,000.00	5,000.00	0.00	5,000.00
0394 EXPERT WITNESS EXPENSE	E	0.00	0.00	5,000.00	5,000.00	0.00	5,000.00
0395 TRANSCRIPT EXPENSE	E	0.00	0.00	5,000.00	5,000.00	0.00	5,000.00
0396 OTHER LITIGATION EXPENSES	E	0.00	0.00	2,000.00	2,000.00	0.00	2,000.00
0425 TRANSPORTATION	E	0.00	0.00	5,000.00	5,000.00	0.00	5,000.00
0480 LEGAL	E	0.00	0.00	10,000.00	10,000.00	0.00	10,000.00
0490 JURORS/BAILIFFS	E	0.00	0.00	0.00	0.00	0.00	
-----							
DISTRICT COURT TRIAL		0.00	0.00	37,000.00	37,000.00	0.00	37,000.00

Account Number and Title	T C	Experience YEAR - 2011	Experience YEAR - 2012	Org Budget YEAR - 2013	Act Budget YEAR - 2013	Experience YEAR - 2013	Prop Budget YEAR - 2014
REPORTING FUND: 0010 GENERAL FUND							
0450 DISTRICT CLERK							
=====							
0101 DISTRICT CLERK'S SALARY	E	45,084.00	47,320.66	48,285.00	48,285.00	35,278.00	50,700.00
0103 CHIEF DEPUTY SALARY	E	35,363.90	37,118.30	37,875.00	37,875.00	27,672.17	39,769.00
0104 DEPUTIES SALARY	E	63,787.88	66,953.44	68,318.00	68,318.00	43,180.62	71,734.00
0105 PART TIME	E	0.00	0.00	14,040.00	14,040.00	6,498.00	14,040.00
0120 LONGEVITY BONUS	E	285.00	410.00	470.00	470.00	470.00	555.00
0150 MEAL EXPENSE	E	0.00	0.00	0.00	0.00	0.00	
0201 SOCIAL SECURITY	E	7,533.61	7,883.03	10,478.00	10,478.00	5,815.41	10,962.00
0202 GROUP INSURANCE	E	30,152.96	31,833.36	33,076.00	33,076.00	24,118.50	35,400.00
0203 RETIREMENT	E	17,113.94	20,853.04	24,892.00	24,892.00	15,563.78	26,538.00
0205 MEDICARE TAX	E	1,761.90	1,843.80	2,451.00	2,451.00	1,360.01	2,564.00
0310 OFFICE SUPPLIES	E	1,004.86	1,126.32	1,200.00	1,200.00	947.23	1,200.00
0311 SOFTWARE	E	0.00	0.00	20,360.00	20,360.00	11,520.00	20,360.00
0315 BINDERS	E	1,406.11	1,533.17	2,000.00	2,000.00	1,238.25	2,000.00
0316 FORMS	E	161.00	0.00	1,000.00	1,000.00	379.89	1,000.00
0317 PRINTING	E	397.95	557.74	650.00	650.00	126.00	650.00
0400 DUES & BONDS	E	427.50	642.50	1,000.00	1,000.00	610.00	1,000.00
0420 COMMUNICATION	E	0.00	0.00	0.00	0.00	0.00	
0425 TRANSPORTATION	E	489.00	570.70	1,000.00	1,000.00	0.00	1,000.00
0427 TRAINING	E	350.00	185.00	825.00	825.00	160.00	825.00
0450 R & M EQUIPMENT	E	726.77	1,000.00	1,000.00	1,000.00	194.00	1,000.00
0460 RENTAL/MAINTENANCE	E	19,402.96	20,711.73	4,139.00	4,139.00	2,898.45	4,139.00
0473 IN/OUT	E	0.00	0.00	0.00	0.00	0.00	
0482 ERRORS & OMISSIONS INS	E	0.00	0.00	0.00	0.00	0.00	
0570 MACHINERY & EQUIPMENT	E	12,371.54	2,000.00	2,000.00	2,000.00	0.00	
-----							
DISTRICT CLERK		237,820.88	242,542.79	275,059.00	275,059.00	178,030.31	285,436.00
0461 J.P. #1							
=====							
0101 J.P. #1 SALARY	E	45,083.60	47,320.66	48,285.00	48,285.00	35,278.00	50,700.00
0104 DEPUTIES SALARY	E	31,893.94	32,832.72	34,159.00	34,159.00	24,366.13	35,867.00
0120 LONGEVITY BONUS	E	40.00	50.00	95.00	95.00	95.00	120.00
0201 SOCIAL SECURITY	E	4,367.38	4,409.52	5,118.00	5,118.00	3,400.05	5,375.00
0202 GROUP INSURANCE	E	13,220.14	15,916.68	16,538.00	16,538.00	12,403.80	17,700.00
0203 RETIREMENT	E	9,120.13	11,016.96	12,158.00	12,158.00	8,725.43	13,012.00
0205 MEDICARE TAX	E	1,021.37	1,031.29	1,197.00	1,197.00	795.24	1,257.00
0310 OFFICE SUPPLIES	E	324.03	1,203.97	500.00	500.00	88.67	500.00
0316 FORMS	E	0.00	0.00	0.00	0.00	0.00	
0317 PRINTING	E	130.95	128.80	350.00	200.00	84.15	350.00
0318 BOOKS	E	0.00	133.00	350.00	200.00	0.00	350.00
0332 POSTAGE	E	480.00	449.00	450.00	450.00	274.00	
0400 DUES & BONDS	E	337.50	190.00	300.00	200.00	170.00	300.00
0420 COMMUNICATION	E	1,638.48	1,772.51	2,000.00	2,000.00	1,375.44	
0425 TRANSPORTATION	E	5,134.75	3,541.73	4,500.00	5,700.00	3,852.95	1,000.00
0427 TRAINING	E	350.00	300.00	600.00	400.00	310.00	500.00
0440 UTILITIES	E	1,822.99	2,471.00	2,700.00	2,700.00	1,416.78	
0450 R & M EQUIPMENT	E	343.68	269.40	1,250.00	1,250.00	65.00	500.00
0460 RENTALS	E	0.00	0.00	0.00	0.00	0.00	
0480 LEGAL	E	0.00	0.00	0.00	0.00	0.00	
0485 VISITING COURT REPORTER	E	0.00	0.00	0.00	0.00	0.00	
0490 JURORS/BAILIFF/HEARING	E	24.00	259.38	600.00	400.00	180.00	500.00
0570 MACHINERY & EQUIPMENT	E	294.91	0.00	700.00	300.00	0.00	700.00
-----							
J.P. #1		115,579.85	123,296.62	131,850.00	131,850.00	92,880.64	128,731.00

Account Number and Title	T C	Experience YEAR - 2011	Experience YEAR - 2012	Org Budget YEAR - 2013	Act Budget YEAR - 2013	Experience YEAR - 2013	Prop Budget YEAR - 2014
REPORTING FUND: 0010 GENERAL FUND							
0462 J.P. #2							
=====							
0101 J.P. #2 SALARY	E	45,084.00	47,320.66	48,285.00	48,285.00	35,278.00	50,700.00
0104 DEPUTIES SALARY	E	31,893.94	33,476.72	34,159.00	34,159.00	24,957.25	35,867.00
0105 PART TIME	E	0.00	4,837.50	10,000.00	10,000.00	9,351.00	10,000.00
0120 LONGEVITY BONUS	E	30.00	50.00	70.00	70.00	70.00	115.00
0150 MEAL EXPENSE	E	57.00	0.00	0.00	0.00	0.00	
0201 SOCIAL SECURITY	E	4,745.69	5,279.77	5,736.00	5,736.00	4,294.28	5,995.00
0202 GROUP INSURANCE	E	15,048.88	15,916.68	16,538.00	16,538.00	12,403.80	17,700.00
0203 RETIREMENT	E	9,125.68	11,109.26	13,628.00	13,628.00	8,806.55	14,512.00
0205 MEDICARE TAX	E	1,109.90	1,234.83	1,342.00	1,342.00	1,004.31	1,402.00
0310 OFFICE SUPPLIES	E	367.18	816.56	1,000.00	1,750.00	1,542.68	1,000.00
0317 PRINTING	E	285.00	233.70	800.00	800.00	0.00	800.00
0318 BOOKS	E	514.97	279.50	800.00	800.00	92.00	800.00
0319 DOCKETS	E	0.00	0.00	0.00	0.00	0.00	
0332 POSTAGE	E	441.65	105.15	1,200.00	650.00	105.95	
0400 DUES AND BONDS	E	110.00	50.00	100.00	200.00	125.00	100.00
0420 COMMUNICATION	E	1,989.93	2,206.57	2,100.00	2,100.00	1,270.77	
0425 TRANSPORTATION	E	4,396.18	6,058.17	4,500.00	5,500.00	4,076.96	1,000.00
0427 TRAINING	E	700.00	280.00	1,000.00	1,300.00	900.00	1,000.00
0440 UTILITIES	E	4,709.68	3,703.62	3,500.00	3,500.00	2,211.36	
0450 R & M	E	95.97	364.46	2,000.00	1,400.00	41.35	2,000.00
0452 LAWN MAINTENANCE	E	0.00	110.00	0.00	0.00	0.00	
0460 MACHINE RENTAL	E	0.00	0.00	0.00	0.00	0.00	
0480 LEGAL	E	0.00	0.00	0.00	0.00	0.00	
0485 VISITING COURT REPORTER	E	0.00	0.00	0.00	0.00	0.00	
0490 JUROR/BAIL/HEARING	E	630.00	2,582.73	2,500.00	1,500.00	0.00	2,500.00
0570 MACHINERY & EQUIPMENT	E	0.00	0.00	0.00	0.00	0.00	
-----							
J.P. #2		121,335.65	136,015.88	149,258.00	149,258.00	106,531.26	145,491.00
0473 COUNTY ATTORNEY STATE SALARY							
=====							
0101 SALARY	E	20,833.02	20,833.02	20,833.00	20,833.00	15,223.80	23,333.00
0201 SOCIAL SECURITY	E	1,291.64	1,291.68	1,292.00	1,292.00	943.90	1,447.00
0203 RETIREMENT	E	2,466.94	2,862.74	3,069.00	3,069.00	2,223.26	3,503.00
0205 MEDICARE TAX	E	302.09	302.12	303.00	303.00	220.77	339.00
-----							
COUNTY ATTORNEY STATE SALARY		24,893.69	25,289.56	25,497.00	25,497.00	18,611.73	28,622.00
0475 COUNTY ATTORNEY							
=====							
0101 COUNTY ATTORNEY SALARY	E	51,662.00	55,259.08	56,809.00	56,809.00	42,159.26	60,692.00
0104 SECRETARY SALARY	E	31,893.94	33,476.72	34,159.00	34,159.00	24,957.25	35,867.00
0105 PART TIME	E	0.00	0.00	10,000.00	10,000.00	1,950.00	10,000.00
0120 LONGEVITY BONUS	E	60.00	105.00	130.00	130.00	130.00	135.00
0201 SOCIAL SECURITY	E	5,156.25	5,480.37	6,269.00	6,269.00	4,189.69	6,616.00
0202 GROUP INSURANCE	E	15,076.48	15,916.68	16,538.00	16,538.00	12,693.46	17,700.00
0203 RETIREMENT	E	9,901.45	12,206.97	14,892.00	14,892.00	9,999.53	16,015.00
0205 MEDICARE TAX	E	1,205.94	1,281.50	1,466.00	1,466.00	979.92	1,548.00
0310 OFFICE SUPPLIES	E	784.75	638.57	900.00	900.00	641.75	900.00
0311 SOFTWARE	E	0.00	0.00	10,500.00	9,700.00	891.00	10,500.00
0317 PRINTING	E	0.00	0.00	75.00	75.00	0.00	75.00
0400 DUES & BONDS	E	630.00	684.25	500.00	500.00	302.50	500.00
0420 COMMUNICATION	E	1,268.04	1,456.94	1,374.00	1,374.00	877.51	1,374.00

Account Number and Title	T C	Experience YEAR - 2011	Experience YEAR - 2012	Org Budget YEAR - 2013	Act Budget YEAR - 2013	Experience YEAR - 2013	Prop Budget YEAR - 2014
-----							
REPORTING FUND: 0010 GENERAL FUND							
-----							
0425 TRANSPORTATION	E	446.50	226.46	650.00	1,263.00	1,262.79	650.00
0427 TRAINING	E	275.00	235.00	800.00	800.00	717.00	800.00
0450 R & M	E	0.00	120.00	870.00	870.00	210.58	870.00
0460 RENTAL MAINTENANCE	E	147.65	234.68	1,800.00	1,800.00	0.00	1,800.00
0570 MACHINERY & EQUIPMENT	E	0.00	0.00	939.00	1,126.00	1,114.75	939.00
-----							
COUNTY ATTORNEY		118,508.00	127,322.22	158,671.00	158,671.00	103,076.99	166,981.00
-----							
0476 DISTRICT ATTORNEY							
=====							
0102 ASST DISTRICT ATTORNEY	E	0.00	70,673.00	74,970.00	74,970.00	33,751.94	78,719.00
0103 DA INVESTIGATOR	E	0.00	37,163.50	39,973.00	39,973.00	29,200.82	43,347.00
0104 SECRETARY	E	135,312.06	42,794.86	71,572.00	71,572.00	68,820.85	75,151.00
0105 PART TIME	E	0.00	0.00	630.00	630.00	0.00	630.00
0106 ADA LONGEVITY GRANT	E	0.00	0.00	0.00	3,750.00	2,082.00	5,000.00
0120 LONGEVITY BONUS	E	10.00	40.00	70.00	70.00	70.00	90.00
0150 MEAL EXPENSE	E	45.05	0.00	0.00	0.00	0.00	
0201 SOCIAL SECURITY	E	8,130.06	8,991.43	11,608.00	11,841.00	8,172.80	12,583.00
0202 GROUP INSURANCE	E	22,610.76	15,916.68	24,807.00	24,807.00	17,094.07	26,550.00
0203 RETIREMENT	E	16,029.61	20,707.32	27,577.00	28,130.00	19,582.97	30,461.00
0205 MEDICARE TAX	E	1,901.41	2,102.73	2,715.00	2,770.00	1,911.40	2,943.00
0310 OFFICE SUPPLIES	E	3,857.26	2,087.43	2,500.00	3,500.00	3,279.02	2,500.00
0311 SOFTWARE	E	0.00	11,880.00	20,038.00	17,782.00	14,218.00	21,420.00
0400 DUES & BONDS	E	449.95	335.00	500.00	123.00	547.50	500.00
0420 COMMUNICATION	E	5,562.35	6,200.61	6,600.00	5,710.00	4,345.48	6,600.00
0425 TRANSPORTATION	E	8,799.52	12,735.59	9,000.00	18,026.00	9,171.07	9,000.00
0427 TRAINING	E	2,054.40	2,608.27	3,000.00	4,263.00	1,450.00	3,000.00
0450 R & M EQUIPMENT	E	1,483.86	4,626.34	1,500.00	1,562.00	1,561.49	1,500.00
0460 RENTAL/MAINTENANCE	E	1,257.05	1,767.35	2,500.00	1,428.00	1,405.35	19,600.00
0482 INSURANCE	E	2,362.30	2,019.30	2,400.00	3,189.00	3,189.00	2,400.00
0570 MACHINERY & EQUIPMENT	E	4,475.50	2,975.88	40,000.00	31,647.00	28,473.81	2,500.00
0575 LEASE PAYMENT	E	830.60	1,245.90	2,400.00	1,867.00	1,866.20	
0901 OPERATING TRANSFERS OUT	E	14,350.00	13,989.00	14,424.00	14,424.00	0.00	15,082.00
-----							
DISTRICT ATTORNEY		229,521.74	260,860.19	358,784.00	362,034.00	250,193.77	359,576.00
-----							
0477 LAW LIBRARY							
=====							
0500 BOOKS	E	3,017.25	1,178.22	3,000.00	3,000.00	716.77	3,000.00
-----							
LAW LIBRARY		3,017.25	1,178.22	3,000.00	3,000.00	716.77	3,000.00
-----							
0478 GAME WARDEN							
=====							
0420 COMMUNICATION	E	416.70	0.00	0.00	0.00	0.00	
0570 MACHINERY & EQUIPMENT	E	0.00	498.95	501.00	501.00	0.00	500.00
-----							
GAME WARDEN		416.70	498.95	501.00	501.00	0.00	500.00
-----							
0490 ELECTIONS							
=====							
0101 ELECTION ADMINISTRATOR	E	0.00	0.00	41,800.00	41,800.00	30,224.82	43,890.00
0105 PART TIME/ELECTION JUDGES	E	0.00	10,388.50	27,000.00	25,000.00	19,611.13	25,000.00
0120 LONGEVITY BONUS	E	0.00	0.00	0.00	0.00	30.00	40.00
0150 MEAL EXPENSE	E	0.00	0.00	0.00	0.00	0.00	

Account Number and Title	T C	Experience YEAR - 2011	Experience YEAR - 2012	Org Budget YEAR - 2013	Act Budget YEAR - 2013	Experience YEAR - 2013	Prop Budget YEAR - 2014
REPORTING FUND: 0010 GENERAL FUND							
0201 SOCIAL SECURITY	E	0.00	0.00	4,266.00	4,266.00	2,066.38	4,274.00
0202 GROUP INSURANCE	E	0.00	0.00	8,269.00	8,269.00	6,104.43	8,850.00
0203 RETIREMENT	E	0.00	0.00	10,135.00	10,135.00	4,419.07	6,588.00
0205 MEDICARE TAX	E	0.00	0.00	998.00	998.00	483.32	1,000.00
0310 OFFICE SUPPLIES	E	0.00	0.00	0.00	1,600.00	1,502.79	1,000.00
0311 PROGRAMMING EXPENSE	E	0.00	0.00	4,000.00	8,780.00	8,732.79	10,000.00
0316 FORMS	E	0.00	0.00	0.00	0.00	678.35	1,000.00
0333 ELECTION SUPPLIES	E	12,035.17	12,356.16	6,000.00	6,224.00	2,242.28	4,000.00
0400 DUES & BONDS	E	0.00	0.00	500.00	220.00	70.00	500.00
0420 COMMUNICATION	E	0.00	0.00	0.00	0.00	0.00	500.00
0425 TRANSPORTATION	E	440.91	366.04	700.00	700.00	258.56	700.00
0427 TRAINING	E	450.00	0.00	500.00	200.00	150.00	500.00
0450 R & M	E	0.00	0.00	200.00	200.00	0.00	200.00
0460 RENTAL/MAINTENANCE	E	9,570.10	14,228.41	17,000.00	17,000.00	14,830.50	16,000.00
0474 ELECTION JUDGES	E	19,017.00	11,492.00	0.00	0.00	0.00	
0570 MACHINERY & EQUIPMENT	E	176.22	0.00	1,000.00	0.00	39.88	750.00
ELECTIONS		41,689.40	48,831.11	122,368.00	125,392.00	90,847.42	124,792.00
0495 COUNTY AUDITOR							
=====							
0102 AUDITOR'S SALARY	E	63,469.12	66,617.42	73,307.00	73,307.00	53,519.24	75,507.00
0103 FIRST ASSISTANT AUDITOR	E	36,240.10	38,038.12	0.00	0.00	0.00	0.00
0120 LONGEVITY BONUS	E	70.00	115.00	165.00	165.00	165.00	90.00
0150 MEAL EXPENSE	E	0.00	0.00	0.00	0.00	0.00	
0201 SOCIAL SECURITY	E	6,174.38	6,472.14	7,151.00	5,642.00	4,414.65	4,688.00
0202 GROUP INSURANCE	E	15,076.48	15,916.68	16,538.00	12,404.00	9,647.40	8,850.00
0203 RETIREMENT	E	11,815.51	14,395.72	16,989.00	13,403.00	10,405.23	11,348.00
0205 MEDICARE TAX	E	1,444.03	1,513.73	1,673.00	1,320.00	1,032.40	1,097.00
0310 OFFICE SUPPLIES	E	1,219.39	2,206.47	1,500.00	1,955.00	1,431.76	1,500.00
0318 BOOKS	E	0.00	0.00	100.00	0.00	0.00	100.00
0400 DUES & BONDS	E	285.00	285.00	390.00	235.00	235.00	300.00
0420 COMMUNICATION	E	0.00	112.72	1,140.00	540.00	341.91	1,140.00
0425 TRANSPORTATION	E	6,489.42	5,471.13	4,500.00	4,144.00	3,024.59	4,000.00
0427 TRAINING	E	1,055.00	2,293.00	2,000.00	1,015.00	740.00	1,500.00
0450 REPAIR & MAINTENANCE	E	294.99	420.00	300.00	0.00	0.00	1,500.00
0460 RENTAL/MAINTENANCE	E	950.00	1,900.00	3,000.00	3,000.00	0.00	3,000.00
0570 MACHINERY & EQUIPMENT	E	1,651.75	0.00	1,500.00	3,696.00	1,845.82	2,500.00
0575 LEASE PAYMENTS	E	3,282.26	3,486.45	3,584.00	3,584.00	2,532.24	598.00
COUNTY AUDITOR		149,517.43	159,243.58	133,837.00	124,410.00	89,335.24	117,718.00
0497 COUNTY TREASURER							
=====							
0101 CO. TREASURER SALARY	E	45,084.00	47,320.01	48,285.00	48,285.00	35,278.00	50,700.00
0104 CHIEF DEPUTY TREASURER	E	0.00	0.00	0.00	24,137.00	11,653.84	39,769.00
0105 PARTTIME	E	0.00	0.00	0.00	0.00	0.00	
0120 LONGEVITY BONUS	E	40.00	75.00	75.00	75.00	90.00	210.00
0150 MEAL EXPENSE	E	0.00	0.00	20.00	20.00	0.00	
0201 SOCIAL SECURITY	E	2,797.71	2,938.42	3,000.00	4,493.00	2,907.35	5,623.00
0202 GROUP INSURANCE	E	7,538.24	7,958.34	8,269.00	12,503.00	8,958.30	17,700.00
0203 RETIREMENT	E	5,343.50	6,511.60	7,127.00	10,674.00	6,881.41	13,611.00
0205 MEDICARE TAX	E	654.27	687.23	702.00	1,051.00	679.98	1,315.00
0310 OFFICE SUPPLIES	E	1,281.40	2,533.22	1,500.00	1,500.00	910.44	2,500.00
0318 BOOKS	E	0.00	0.00	200.00	200.00	0.00	

Account Number and Title	T C	Experience YEAR - 2011	Experience YEAR - 2012	Org Budget YEAR - 2013	Act Budget YEAR - 2013	Experience YEAR - 2013	Prop Budget YEAR - 2014
REPORTING FUND: 0010 GENERAL FUND							
0400 DUES & BONDS	E	327.50	165.00	500.00	500.00	200.00	500.00
0420 COMMUNICATION	E	0.00	0.00	0.00	0.00	0.00	
0425 TRANSPORTATION	E	2,050.44	1,316.65	4,000.00	4,000.00	1,100.59	4,000.00
0427 TRAINING	E	485.00	280.00	1,000.00	1,000.00	710.00	1,000.00
0450 R & M	E	543.64	120.00	720.00	720.00	0.00	720.00
0460 RENTAL/MAINTENANCE	E	475.00	2,839.56	2,650.00	2,650.00	550.40	2,650.00
0570 MACHINERY & EQUIPMENT	E	477.96	0.00	1,251.00	1,251.00	0.00	4,746.00
0575 LEASE PAYMENTS	E	1,641.24	1,743.35	1,792.00	1,792.00	1,266.21	300.00
COUNTY TREASURER		68,739.90	74,488.38	81,091.00	114,851.00	71,186.52	145,344.00
0499 TAX ASSESSOR/COLLECTOR							
0101 TAX ASSESSOR SALARY	E	45,084.00	47,320.66	48,285.00	48,285.00	35,278.00	50,700.00
0103 CHIEF DEPUTY SALARY	E	35,363.90	37,118.30	37,875.00	37,875.00	27,672.17	39,769.00
0104 DEPUTIES SALARY	E	64,254.84	66,953.44	102,477.00	102,477.00	74,614.17	107,601.00
0105 PART TIME	E	6,646.50	5,553.00	0.00	300.00	292.50	
0120 LONGEVITY BONUS	E	585.00	680.00	750.00	750.00	750.00	830.00
0150 MEAL EXPENSE	E	0.00	26.47	100.00	100.00	0.00	100.00
0201 SOCIAL SECURITY	E	8,846.65	9,307.40	11,749.00	11,749.00	8,356.52	12,338.00
0202 GROUP INSURANCE	E	28,583.46	31,833.36	41,345.00	41,345.00	29,631.30	44,250.00
0203 RETIREMENT	E	17,212.29	20,888.62	27,912.00	27,912.00	20,219.04	29,870.00
0205 MEDICARE TAX	E	2,068.91	2,176.74	2,748.00	2,748.00	1,954.21	2,886.00
0310 OFFICE SUPPLIES	E	1,987.33	2,235.68	3,000.00	4,700.00	4,148.02	3,000.00
0317 PRINTING	E	3,691.27	3,177.72	4,000.00	4,000.00	3,538.92	4,000.00
0318 BOOKS	E	0.00	180.00	200.00	200.00	172.00	200.00
0400 DUES & BONDS	E	1,485.00	1,435.00	1,600.00	1,600.00	1,435.00	1,600.00
0419 VOTER REGISTRATION	E	526.30	1,071.40	0.00	0.00	0.00	0.00
0420 COMMUNICATION	E	191.88	191.88	250.00	250.00	143.91	250.00
0425 TRANSPORTATION	E	1,684.95	1,068.29	3,000.00	3,000.00	1,292.58	3,000.00
0427 TRAINING	E	185.00	460.00	1,200.00	1,200.00	165.00	1,200.00
0430 ADVERTISING	E	208.13	260.29	600.00	600.00	63.00	600.00
0437 TAX ROLL PREPARATION	E	820.59	936.67	1,000.00	1,000.00	569.12	1,000.00
0450 R & M	E	780.00	39.00	1,000.00	1,000.00	0.00	500.00
0460 RENTAL/MAINTENANCE	E	7,651.51	7,944.87	8,450.00	8,450.00	6,063.95	8,450.00
0570 MACHINERY & EQUIPMENT	E	9,863.30	8,394.99	6,000.00	5,000.00	0.00	4,000.00
0575 LEASE PAYMENTS	E	0.00	0.00	0.00	0.00	0.00	
TAX ASSESSOR/COLLECTOR		237,720.81	249,253.78	303,541.00	304,541.00	216,359.41	316,144.00
0510 COURTHOUSE MAINTENANCE							
0103 SEWER PLANT CUSTODIAN	E	0.00	9,600.00	9,600.00	9,600.00	7,200.00	10,080.00
0104 CUSTODIAN SALARY	E	37,841.96	33,522.48	68,318.00	68,318.00	49,131.27	71,734.00
0105 PART TIME	E	5,472.00	10,638.00	720.00	720.00	72.00	720.00
0120 LONGEVITY BONUS	E	120.00	135.00	200.00	200.00	200.00	220.00
0201 SOCIAL SECURITY	E	2,675.73	2,728.35	4,888.00	4,888.00	3,036.47	5,131.00
0202 GROUP INSURANCE	E	7,538.24	7,958.34	16,538.00	16,538.00	11,025.40	17,700.00
0203 RETIREMENT	E	4,495.36	4,621.82	11,613.00	11,613.00	7,216.02	12,422.00
0205 MEDICARE TAX	E	625.79	638.08	1,144.00	1,144.00	710.20	1,200.00
0320 JANITORIAL SUPPLIES	E	4,008.04	6,416.43	6,000.00	6,000.00	4,571.96	6,000.00
0411 FUEL	E	1,032.06	996.17	1,500.00	1,500.00	619.39	1,500.00
0440 UTILITIES	E	36,940.03	35,385.10	0.00	0.00	0.00	0.00
0450 R & M	E	19,856.98	22,104.16	27,000.00	102,000.00	13,140.73	130,000.00
0451 R & M SEWER	E	4,664.12	9,613.96	6,000.00	6,000.00	3,555.00	6,000.00



Account Number and Title	T C	Experience YEAR - 2011	Experience YEAR - 2012	Org Budget YEAR - 2013	Act Budget YEAR - 2013	Experience YEAR - 2013	Prop Budget YEAR - 2014
-----							
REPORTING FUND: 0010 GENERAL FUND							
-----							
0460 RENTAL/MAINTENANCE	E	632.64	632.64	3,000.00	3,000.00	704.40	3,000.00
0482 PROPERTY & LIABILITY INS.	E	174,161.43	173,589.20	0.00	0.00	0.00	0.00
0570 MACHINERY & EQUIPMENT	E	36,987.12	21,782.88	8,000.00	8,000.00	5,075.00	8,000.00
0574 BUILDING EXPENSE	E	0.00	0.00	0.00	0.00	0.00	
0575 LEASE PAYMENT	E	0.00	0.00	0.00	0.00	0.00	
-----							
COURTHOUSE MAINTENANCE		337,051.50	340,362.61	164,521.00	239,521.00	106,257.84	273,707.00
-----							
0515 JUVENILE COURT							
=====							
0350 COUNTY RESIDENTIAL	E	46,685.93	99,766.26	175,000.00	175,000.00	37,976.12	100,000.00
0395 TRANSCRIPT EXPENSE	E	0.00	0.00	0.00	0.00	0.00	
0480 LEGAL	E	4,418.50	4,920.00	10,000.00	10,000.00	4,422.00	10,000.00
0491 MEDICAL	E	0.00	0.00	0.00	0.00	0.00	
0570 MACHINERY & EQUIPMENT	E	0.00	0.00	0.00	0.00	0.00	
0901 OPERATING TRANSFERS OUT	E	51,671.00	59,193.96	71,918.00	71,918.00	71,917.30	80,530.00
-----							
JUVENILE COURT		102,775.43	163,880.22	256,918.00	256,918.00	114,315.42	190,530.00
-----							
0551 CONSTABLE #1							
=====							
0101 CONSTABLE #1 SALARY	E	33,121.14	34,764.28	35,473.00	35,473.00	25,917.59	37,247.00
0120 LONGEVITY BONUS	E	20.00	30.00	40.00	40.00	40.00	10.00
0150 MEAL EXPENSE	E	37.30	0.00	100.00	0.00	0.00	
0201 SOCIAL SECURITY	E	1,965.09	2,049.40	2,208.00	2,208.00	1,577.67	2,310.00
0202 GROUP INSURANCE	E	7,538.24	7,958.34	8,269.00	8,269.00	6,201.90	8,850.00
0203 RETIREMENT	E	3,928.76	4,781.04	5,246.00	5,246.00	3,790.67	5,593.00
0205 MEDICARE TAX	E	459.57	479.20	517.00	517.00	368.92	541.00
0318 BOOKS	E	0.00	0.00	100.00	0.00	0.00	100.00
0400 DUES & BONDS	E	60.00	60.00	500.00	215.00	215.00	300.00
0410 TIRES & TUBES	E	660.32	0.00	600.00	0.00	0.00	600.00
0411 FUEL & OIL	E	3,251.68	2,634.26	4,000.00	3,913.00	1,649.48	4,000.00
0420 COMMUNICATION	E	500.04	500.04	500.00	500.00	335.79	500.00
0425 TRANSPORTATION	E	0.00	0.00	150.00	1,358.00	1,357.69	150.00
0427 TRAINING	E	66.68	325.00	400.00	100.00	100.00	400.00
0450 REPAIR AND MAINTENANCE	E	789.17	1,291.53	1,500.00	1,964.00	1,966.35	1,500.00
0570 MACHINERY & EQUIPMENT	E	3,983.00	3,091.30	200.00	0.00	0.00	900.00
0575 LEASE PAYMENTS	E	0.00	0.00	0.00	0.00	0.00	13,000.00
-----							
CONSTABLE #1		56,380.99	57,964.39	59,803.00	59,803.00	43,521.06	76,001.00
-----							
0552 CONSTABLE #2							
=====							
0101 CONSTABLE #2 SALARY	E	33,121.14	34,764.28	35,473.00	35,473.00	23,309.89	37,247.00
0120 LONGEVITY BONUS	E	280.00	375.00	400.00	400.00	400.00	10.00
0150 MEAL EXPENSE	E	18.36	0.00	0.00	0.00	0.00	100.00
0201 SOCIAL SECURITY	E	2,072.05	2,178.64	2,225.00	2,225.00	1,470.03	2,317.00
0202 GROUP INSURANCE	E	7,538.24	7,958.34	8,269.00	8,269.00	1,711.93	8,850.00
0203 RETIREMENT	E	3,957.68	4,821.68	5,285.00	5,285.00	3,458.15	5,608.00
0205 MEDICARE TAX	E	484.57	509.40	521.00	521.00	343.75	542.00
0318 BOOKS	E	35.00	0.00	500.00	500.00	0.00	500.00
0400 DUES & BONDS	E	70.00	100.00	200.00	200.00	185.00	200.00
0410 TIRES & TUBES	E	557.16	0.00	600.00	600.00	0.00	600.00
0411 FUEL & OIL	E	3,425.33	3,147.72	4,000.00	4,000.00	2,378.21	4,000.00
0420 COMMUNICATION	E	554.37	536.29	600.00	600.00	401.75	600.00

Account Number and Title	T C	Experience YEAR - 2011	Experience YEAR - 2012	Org Budget YEAR - 2013	Act Budget YEAR - 2013	Experience YEAR - 2013	Prop Budget YEAR - 2014
REPORTING FUND: 0010 GENERAL FUND							
0425 TRANSPORTATION	E	0.00	0.00	0.00	820.00	815.10	
0427 TRAINING	E	0.00	0.00	0.00	0.00	0.00	
0450 REPAIR & MAINTENANCE	E	823.17	1,118.45	1,500.00	680.00	621.83	1,500.00
0570 MACHINERY & EQUIPMENT	E	0.00	0.00	600.00	600.00	0.00	600.00
0575 LEASE PAYMENT	E	0.00	0.00	0.00	0.00	0.00	13,000.00
CONSTABLE #2		52,937.07	55,509.80	60,173.00	60,173.00	35,095.64	75,674.00
0560 SHERIFF'S DEPARTMENT							
=====							
0101 SHERIFF'S SALARY	E	46,002.06	52,177.06	53,300.00	53,300.00	38,941.74	55,965.00
0102 CHIEF DEPUTY SALARY	E	0.00	44,295.00	45,232.00	45,232.00	33,047.29	47,494.00
0103 SERGEANT & INVESTIGATOR SALARY	E	37,845.08	87,440.82	85,222.00	85,222.00	62,753.76	89,484.00
0104 DEPUTIES SALARY	E	288,706.46	180,528.19	211,368.00	211,368.00	166,501.99	221,937.00
0105 PART TIME	E	0.00	7,306.20	7,488.00	7,488.00	9,195.45	20,000.00
0106 SECRETARY	E	0.00	33,476.72	34,159.00	34,159.00	24,583.05	35,867.00
0107 COMP TIME/HOLIDAYS	E	15,872.25	12,787.36	15,000.00	15,000.00	13,578.04	15,000.00
0120 LONGEVITY BONUS	E	400.00	215.00	355.00	355.00	335.00	410.00
0150 MEAL EXPENSE	E	41.50	93.45	350.00	350.00	419.15	350.00
0201 SOCIAL SECURITY	E	23,859.41	25,739.31	28,054.00	28,054.00	21,536.48	30,164.00
0202 GROUP INSURANCE	E	71,239.35	65,677.50	90,959.00	90,959.00	61,509.13	97,350.00
0203 RETIREMENT	E	45,917.38	55,961.63	66,650.00	66,650.00	47,602.94	71,147.00
0205 MEDICARE TAX	E	5,580.05	6,019.88	6,561.00	6,561.00	5,036.76	7,055.00
0310 OFFICE SUPPLIES	E	3,150.32	3,417.34	3,361.00	3,361.00	2,401.88	3,361.00
0311 SOFTWARE	E	0.00	0.00	0.00	14,400.00	11,775.00	14,400.00
0317 PRINTING	E	1,121.62	577.23	1,000.00	1,000.00	572.06	1,000.00
0318 BOOKS	E	86.90	646.37	1,000.00	795.00	0.00	1,000.00
0335 LAW ENFORCEMENT SUPPLIES	E	3,894.82	10,428.62	15,000.00	26,463.00	19,219.81	18,300.00
0393 SEX INVEST EXP	E	0.00	13.00	0.00	0.00	1,400.00	
0400 DUES & BONDS	E	595.00	551.00	1,100.00	1,305.00	1,093.50	1,100.00
0410 TIRES & TUBES	E	3,395.02	3,661.68	4,000.00	4,000.00	1,840.32	4,000.00
0411 FUEL, OIL, ETC	E	64,296.49	76,373.63	70,000.00	70,000.00	58,583.27	70,000.00
0420 COMMUNICATION	E	16,723.14	19,374.26	15,000.00	15,000.00	13,229.00	15,000.00
0425 TRANSPORTATION	E	4,821.09	5,548.44	5,000.00	6,548.00	6,247.86	5,000.00
0427 TRAINING	E	1,575.33	808.90	3,751.00	2,203.00	1,735.45	3,751.00
0430 ADVERTISING	E	432.71	395.28	750.00	750.00	118.58	750.00
0440 UTILITIES	E	63,735.62	63,019.49	0.00	0.00	0.00	0.00
0445 R & M AUTO	E	20,867.84	25,688.31	10,000.00	12,837.00	10,336.30	10,000.00
0450 R & M	E	2,251.52	1,156.99	5,500.00	5,500.00	3,292.58	5,500.00
0460 RENTAL/MAINTENANCE	E	876.78	1,240.88	2,500.00	2,500.00	1,735.15	2,500.00
0488 INSTRUCTION & EDUCATION	E	0.00	0.00	1,000.00	1,000.00	50.00	1,000.00
0491 MEDICAL	E	2,420.00	2,130.00	3,300.00	3,300.00	3,145.00	3,300.00
0493 RESERVES	E	312.89	0.00	1,000.00	1,000.00	454.98	1,000.00
0570 MACHINERY & EQUIPMENT	E	13,049.33	9,775.76	5,000.00	11,361.00	5,466.00	5,000.00
0572 SHERIFF CARS	E	26,734.11	24,775.14	45,500.00	1,127.00	0.00	
0575 LEASE PAYMENT	E	8,312.53	8,312.51	8,313.00	53,485.00	53,484.94	45,172.00
SHERIFF'S DEPARTMENT		774,116.60	829,586.95	846,773.00	882,633.00	681,222.46	903,357.00
0565 JAIL							
=====							
0103 CHIEF JAILER	E	36,915.06	43,364.98	44,283.00	44,283.00	32,353.94	46,498.00
0104 JAILERS SALARY	E	500,876.47	540,802.15	478,226.00	478,226.00	354,281.05	502,138.00
0105 PART TIME	E	24,741.00	27,918.00	38,400.00	61,400.00	34,398.00	43,400.00
0106 CHIEF DEPUTY JAILER	E	0.00	0.00	70,766.00	70,766.00	45,910.00	74,305.00

Account Number and Title	T C	Experience YEAR - 2011	Experience YEAR - 2012	Org Budget YEAR - 2013	Act Budget YEAR - 2013	Experience YEAR - 2013	Prop Budget YEAR - 2014
REPORTING FUND: 0010 GENERAL FUND							
0107 COMP TIME/HOLIDAYS	E	26,993.25	6,785.51	10,000.00	10,000.00	948.26	10,000.00
0120 LONGEVITY BONUS	E	150.00	180.00	310.00	310.00	220.00	310.00
0150 MEAL EXPENSE	E	514.11	692.09	500.00	500.00	438.13	500.00
0151 UNIFORMS	E	4,251.12	3,745.28	3,500.00	3,500.00	2,588.32	3,500.00
0201 SOCIAL SECURITY	E	36,361.95	37,726.58	40,052.00	40,052.00	28,262.81	42,201.00
0202 GROUP INSURANCE	E	111,214.91	125,379.18	140,573.00	140,573.00	90,879.44	150,450.00
0203 RETIREMENT	E	66,667.32	81,490.64	95,154.00	95,154.00	63,388.97	101,416.00
0205 MEDICARE TAX	E	8,491.04	8,823.65	9,367.00	9,367.00	6,610.02	9,870.00
0310 OFFICE SUPPLIES	E	8,020.98	5,501.52	5,000.00	6,000.00	4,314.83	5,000.00
0320 JANITORIAL SUPPLIES	E	12,468.18	18,224.00	10,000.00	8,988.00	8,987.05	10,000.00
0338 JAIL SUPPLIES	E	16,638.88	19,905.12	20,500.00	28,513.00	18,767.99	20,500.00
0380 FOOD SUPPLIES	E	103,162.59	92,763.43	120,000.00	116,000.00	90,776.71	120,000.00
0400 DUES & BONDS	E	499.50	80.00	300.00	300.00	146.00	300.00
0425 TRANSPORTATION	E	6,054.54	8,828.36	10,500.00	10,500.00	4,451.21	10,500.00
0450 R & M JAIL	E	32,087.40	29,247.30	30,000.00	26,999.00	16,729.55	30,000.00
0488 INSTRUCTION & EDUCATION	E	709.95	2,562.94	1,500.00	1,500.00	477.28	1,500.00
0489 PEST CONTROL	E	1,275.00	1,200.00	1,200.00	1,200.00	1,000.00	1,200.00
0491 MEDICAL - PRISONER	E	110,938.20	111,016.64	110,000.00	110,000.00	81,182.97	112,200.00
0570 MACHINERY & EQUIPMENT	E	44,940.69	1,617.31	5,000.00	3,201.00	0.00	4,201.00
JAIL		1,153,972.14	1,167,854.68	1,245,131.00	1,267,332.00	887,112.53	1,299,989.00
0566 RADIO TOWER							
0411 FUEL	E	0.00	0.00	0.00	0.00	0.00	250.00
0420 COMMUNICATION	E	152.25	0.00	0.00	0.00	0.00	
0440 UTILITIES	E	2,519.60	2,716.27	3,000.00	3,000.00	1,777.67	3,000.00
0450 R & M	E	0.00	1,648.55	2,605.00	2,605.00	2,532.99	2,500.00
0570 EQUIPMENT	E	9,900.00	0.00	18,675.00	18,675.00	15,826.00	10,320.00
RADIO TOWER		12,571.85	4,364.82	24,280.00	24,280.00	20,136.66	16,070.00
0567 EMG MGMNT COORDINATOR							
0104 EMG MGMNT COORD SALARY	E	14,729.00	14,729.00	15,774.00	15,774.00	11,519.09	16,563.00
0201 SOCIAL SECURITY	E	917.98	913.12	978.00	978.00	714.10	1,027.00
0203 RETIREMENT	E	1,753.24	2,023.98	2,324.00	2,324.00	1,682.30	2,487.00
0205 MEDICARE TAX	E	214.67	213.46	229.00	229.00	167.08	241.00
0320 FIRE EQUIP EXPENSE	E	0.00	2,400.00	10,000.00	10,000.00	0.00	10,000.00
0411 FUEL	E	0.00	0.00	1,000.00	1,000.00	0.00	1,000.00
0420 COMMUNICATION	E	756.00	756.00	756.00	756.00	567.00	756.00
0425 TRANSPORTATION	E	1,550.13	555.87	1,750.00	1,750.00	927.40	1,750.00
0570 MACHINERY & EQUIPMENT	E	0.00	0.00	1,105.00	1,105.00	1,380.00	1,000.00
EMG MGMNT COORDINATOR		19,921.02	21,591.43	33,916.00	33,916.00	16,956.97	34,824.00
0581 HIGHWAY PATROL							
0104 SECRETARY SALARY	E	32,139.22	33,476.72	34,159.00	34,159.00	18,453.67	35,867.00
0120 LONGEVITY BONUS	E	200.00	220.00	240.00	240.00	240.00	260.00
0201 SOCIAL SECURITY	E	2,004.94	2,089.23	2,133.00	2,133.00	1,159.05	2,240.00
0202 GROUP INSURANCE	E	7,538.24	7,958.34	8,269.00	8,269.00	5,512.80	8,850.00
0203 RETIREMENT	E	3,830.02	4,626.45	5,067.00	5,067.00	2,736.82	5,423.00
0205 MEDICARE TAX	E	468.94	488.69	496.00	496.00	271.05	524.00
0420 COMMUNICATION	E	3,018.74	2,785.25	3,600.00	3,600.00	2,313.90	3,600.00

Account Number and Title	T C	Experience YEAR - 2011	Experience YEAR - 2012	Org Budget YEAR - 2013	Act Budget YEAR - 2013	Experience YEAR - 2013	Prop Budget YEAR - 2014
REPORTING FUND: 0010 GENERAL FUND							
0570 EQUIPMENT	E	0.00	0.00	0.00	0.00	0.00	
HIGHWAY PATROL		49,200.10	51,644.68	53,964.00	53,964.00	30,687.29	56,764.00
0630 HEALTH							
0475 MHMR CENTERS	E	8,000.00	8,000.00	8,000.00	8,000.00	8,000.00	8,000.00
0476 FIRE DEPARTMENTS	E	962.50	13,000.00	19,500.00	19,500.00	19,500.00	19,500.00
0477 BOWIE AMBULANCE	E	18,000.00	18,000.00	18,000.00	18,000.00	18,000.00	18,000.00
0478 SAINT JO AMBULANCE	E	12,504.00	12,504.00	12,504.00	12,504.00	12,504.00	12,504.00
0479 NOCONA AMBULANCE	E	15,000.00	15,000.00	15,000.00	15,000.00	15,000.00	15,000.00
HEALTH		54,466.50	66,504.00	73,004.00	73,004.00	73,004.00	73,004.00
0640 SOCIAL WELFARE							
0418 INDIGENT BURIAL	E	2,362.00	0.00	4,000.00	4,000.00	1,300.00	4,000.00
0473 MEALS ON WHEELS	E	0.00	1,222.00	1,541.00	1,541.00	1,027.33	2,000.00
SOCIAL WELFARE		2,362.00	1,222.00	5,541.00	5,541.00	2,327.33	6,000.00
0665 COUNTY AGENTS							
0104 SECRETARY SALARY	E	35,266.54	33,476.72	34,159.00	34,159.00	24,957.25	35,867.00
0110 COUNTY AGENT SALARY	E	12,857.00	13,495.02	13,770.00	13,770.00	10,060.53	14,459.00
0111 DEM. AGENT SALARY	E	12,857.00	13,495.02	13,770.00	13,770.00	10,060.53	14,459.00
0120 LONGEVITY BONUS	E	930.00	960.00	990.00	990.00	990.00	1,020.00
0150 MEAL EXPENSE	E	143.00	412.86	500.00	500.00	82.17	500.00
0201 SOCIAL SECURITY	E	3,768.36	3,744.43	3,918.00	3,918.00	2,794.04	4,111.00
0202 GROUP INSURANCE	E	7,538.24	7,958.34	8,269.00	8,269.00	6,201.90	8,850.00
0203 RETIREMENT	E	4,292.12	4,713.62	9,308.00	9,308.00	3,786.51	9,953.00
0205 MEDICARE TAX	E	881.33	875.92	917.00	917.00	653.37	962.00
0310 OFFICE SUPPLIES	E	1,037.88	1,937.79	1,500.00	1,500.00	749.79	1,500.00
0318 BOOKS	E	0.00	0.00	0.00	0.00	0.00	
0420 COMMUNICATION	E	0.00	0.00	1,200.00	1,200.00	583.38	1,200.00
0425 TRANSPORTATION	E	11,187.21	12,125.93	14,000.00	14,000.00	12,058.77	14,000.00
0427 TRAINING & EDUCATION	E	862.00	1,147.31	1,000.00	1,000.00	788.65	1,000.00
0450 REPAIR & MAINTENANCE	E	0.00	75.00	500.00	500.00	111.97	500.00
0460 RENTAL	E	1,400.12	1,450.22	2,000.00	2,000.00	963.36	2,000.00
0570 MACHINERY & EQUIPMENT	E	444.23	0.00	600.00	600.00	700.00	600.00
COUNTY AGENTS		93,465.03	95,868.18	106,401.00	106,401.00	75,542.22	110,981.00
0670 GOVERNMENT DAMS							
0556 GOV'T DAM MAINTENANCE	E	0.00	0.00	500.00	500.00	0.00	500.00
GOVERNMENT DAMS		0.00	0.00	500.00	500.00	0.00	500.00
GENERAL FUND							
Income Totals		6,248,950.78	6,864,162.82	7,053,237.00	7,089,611.00	6,169,982.77	6,816,205.00
Expense Totals		5,372,847.72	6,296,885.62	6,975,313.00	7,059,520.00	4,730,118.81	6,812,239.00

Account Number and Title	T C	Experience YEAR - 2011	Experience YEAR - 2012	Org Budget YEAR - 2013	Act Budget YEAR - 2013	Experience YEAR - 2013	Prop Budget YEAR - 2014
REPORTING FUND: 0012 INDIGENT HEALTH CARE FUND							
0310 TAXES							
=====							
0110 CURRENT TAX LEVY	I	192,078.83	222,236.03	230,878.00	230,878.00	246,318.48	307,139.00
0111 DELINQUENT TAXES	I	3,692.02	5,291.39	4,600.00	4,600.00	3,540.35	4,600.00
0116 PENALTY & INTEREST	I	2,984.91	3,440.72	2,000.00	2,000.00	1,982.09	2,000.00
-----							
TAXES		198,755.76	230,968.14	237,478.00	237,478.00	251,840.92	313,739.00
0370 INTEREST							
=====							
0001 PRIOR PERIOD ACCRUALS	I	0.00	0.00	0.00	0.00	0.00	
0002 REVERSAL OF ACCRUALS	I	0.00	0.00	0.00	0.00	0.00	
0119 TEXPOOL INTEREST	I	281.50	0.00	0.00	0.00	0.00	
0120 INTEREST EARNED	I	1,028.31	451.57	600.00	600.00	66.02	75.00
0411 REFUNDS	I	0.00	0.00	0.00	0.00	0.00	
0415 STATE FUNDS	I	0.00	0.00	0.00	0.00	0.00	
0416 TOBACCO SETTLEMENT	I	6,335.56	2,957.81	0.00	0.00	5,417.89	
0898 CASH RESERVES	I	0.00	0.00	14,232.00	14,232.00	0.00	18,000.00
-----							
INTEREST		7,645.37	3,409.38	14,832.00	14,832.00	5,483.91	18,075.00
0640 INDIGENT HEALTH CARE							
=====							
0310 OFFICE SUPPLIES	E	49.05	0.00	500.00	1,200.00	523.05	500.00
0311 SOFTWARE	E	0.00	0.00	0.00	12,660.00	12,660.00	12,708.00
0415 ELIGIBLE MEDICAL SERVICES	E	126,320.06	57,269.24	237,637.00	237,637.00	85,552.65	316,286.00
0419 INELIGIBLE EXPENSE	E	0.00	0.00	0.00	0.00	0.00	
0420 COMMUNICATION	E	0.00	0.00	150.00	50.00	0.00	
0425 TRANSPORTATION	E	728.83	0.00	1,000.00	400.00	0.00	1,000.00
0430 ADVERTISING	E	0.00	0.00	350.00	350.00	0.00	200.00
0460 RENTAL/MAINTENANCE	E	0.00	0.00	0.00	0.00	0.00	400.00
0498 SURPLUS	E	0.00	500,000.00	0.00	0.00	0.00	
0570 MACHINERY & EQUIPMENT	E	12,660.00	12,660.00	12,660.00	0.00	0.00	
-----							
INDIGENT HEALTH CARE		139,757.94	569,929.24	252,297.00	252,297.00	98,735.70	331,094.00
INDIGENT HEALTH CARE FUND							
Income Totals		206,401.13	234,377.52	252,310.00	252,310.00	257,324.83	331,814.00
Expense Totals		139,757.94	569,929.24	252,297.00	252,297.00	98,735.70	331,094.00

Account Number and Title	T C	Experience YEAR - 2011	Experience YEAR - 2012	Org Budget YEAR - 2013	Act Budget YEAR - 2013	Experience YEAR - 2013	Prop Budget YEAR - 2014
-----							
REPORTING FUND: 0013 GROUP INSURANCE BENEFIT							
0301 GENERAL FUND REVENUE							
=====							
0120 INTEREST	I	19.93	7.90	4.00	4.00	1.58	2.00
0301 GENERAL FUND BENEFITS	I	18,000.00	18,000.00	18,000.00	18,000.00	18,000.00	18,000.00
-----							
GENERAL FUND REVENUE		18,019.93	18,007.90	18,004.00	18,004.00	18,001.58	18,002.00
0321 R & B #1 REVENUE							
=====							
0120 INTEREST	I	4.44	2.18	2.00	2.00	0.48	1.00
0321 R & B #1 BENEFITS	I	0.00	0.00	0.00	0.00	4,800.00	4,800.00
-----							
R & B #1 REVENUE		4.44	2.18	2.00	2.00	4,800.48	4,801.00
0322 R & B #2 REVENUE							
=====							
0120 INTEREST	I	5.78	1.77	2.00	2.00	0.30	1.00
0322 R & B #2 BENEFITS	I	0.00	1,800.00	1,800.00	1,800.00	1,800.00	1,800.00
-----							
R & B #2 REVENUE		5.78	1,801.77	1,802.00	1,802.00	1,800.30	1,801.00
0323 R & B #3 REVENUE							
=====							
0120 INTEREST	I	7.61	5.79	2.00	2.00	1.52	1.00
0323 R & B #3 BENEFITS	I	3,600.00	3,600.00	3,600.00	3,600.00	3,600.00	3,600.00
-----							
R & B #3 REVENUE		3,607.61	3,605.79	3,602.00	3,602.00	3,601.52	3,601.00
0324 R & B #4 REVENUE							
=====							
0120 INTEREST	I	7.83	1.77	6.00	6.00	0.15	1.00
0324 R & B #4 BENEFITS	I	5,400.00	5,400.00	5,400.00	5,400.00	5,400.00	5,400.00
-----							
R & B #4 REVENUE		5,407.83	5,401.77	5,406.00	5,406.00	5,400.15	5,401.00
0501 GROUP INSURANCE BENEFIT EXPENSE							
=====							
0501 GENERAL FUND BENEFITS	E	16,200.00	16,200.00	18,000.00	18,000.00	12,150.00	18,000.00
0521 R & B #1 BENEFITS	E	150.00	0.00	0.00	0.00	3,000.00	4,800.00
0522 R & B #2 BENEFITS	E	1,800.00	1,800.00	1,800.00	1,800.00	1,350.00	1,800.00
0523 R & B #3 BENEFITS	E	3,600.00	3,600.00	3,600.00	3,600.00	2,700.00	3,600.00
0524 R & B #4 BENEFITS	E	3,600.00	3,600.00	5,400.00	5,400.00	2,700.00	5,400.00
-----							
GROUP INSURANCE BENEFIT EXPENSE		25,050.00	25,200.00	28,800.00	28,800.00	21,900.00	33,600.00
GROUP INSURANCE BENEFIT							
Income Totals		27,045.59	28,819.41	28,816.00	28,816.00	33,604.03	33,606.00
Expense Totals		25,050.00	25,200.00	28,800.00	28,800.00	21,900.00	33,600.00

Account Number and Title	T C	Experience YEAR - 2011	Experience YEAR - 2012	Org Budget YEAR - 2013	Act Budget YEAR - 2013	Experience YEAR - 2013	Prop Budget YEAR - 2014
REPORTING FUND: 0015 RECORD MANAGEMENT ACCT							
0370 RECORD MNGMT REVENUES							
=====							
0001 PRIOR PERIOD ACCRUALS	I	0.00	0.00	0.00	0.00	0.00	
0002 REVERSAL OF ACCRUALS	I	0.00	0.00	0.00	0.00	0.00	
0119 TEXPOOL INTEREST	I	52.52	0.00	0.00	0.00	0.00	0.00
0120 INTEREST EARNED	I	302.17	201.06	200.00	200.00	37.26	50.00
0130 SALES	I	0.00	0.00	0.00	0.00	0.00	
0400 RECORD MNGMT FEES	I	70,057.00	77,908.00	70,000.00	70,000.00	56,255.00	75,000.00
0898 CASH RESERVES	I	0.00	0.00	50,000.00	50,000.00	0.00	34,000.00
-----							
RECORD MNGMT REVENUES		70,411.69	78,109.06	120,200.00	120,200.00	56,292.26	109,050.00
0433 RECORD MNGMT EXPENDITURES							
=====							
0104 OFFICE LABOR	E	8,690.17	9,335.25	15,000.00	15,000.00	11,442.00	15,000.00
0201 SOCIAL SECURITY	E	538.79	578.78	930.00	930.00	709.40	930.00
0202 GROUP INSURANCE	E	1,230.75	0.00	0.00	0.00	0.00	
0203 RETIREMENT	E	131.35	0.00	0.00	0.00	0.00	
0205 MEDICARE TAX	E	126.03	135.36	218.00	218.00	165.91	218.00
0305 OPERATING EXPENSES	E	27,314.45	19,325.31	44,000.00	44,000.00	16,253.25	52,000.00
0570 MACHINERY & EQUIPMENT	E	5,196.00	19,306.00	60,000.00	60,000.00	54,461.31	40,000.00
-----							
RECORD MNGMT EXPENDITURES		43,227.54	48,680.70	120,148.00	120,148.00	83,031.87	108,148.00
RECORD MANAGEMENT ACCT							
Income Totals		70,411.69	78,109.06	120,200.00	120,200.00	56,292.26	109,050.00
Expense Totals		43,227.54	48,680.70	120,148.00	120,148.00	83,031.87	108,148.00

Account Number and Title	T C	Experience YEAR - 2011	Experience YEAR - 2012	Org Budget YEAR - 2013	Act Budget YEAR - 2013	Experience YEAR - 2013	Prop Budget YEAR - 2014
REPORTING FUND: 0016 COURTHOUSE SECURITY FUND							
0370 COURTHOUSE SECURITY REV							
=====							
0001 ACCRUALS	I	0.00	0.00	0.00	0.00	0.00	
0002 REVERSAL OF ACCRUALS	I	0.00	0.00	0.00	0.00	0.00	
0119 TEXPOOL INTEREST	I	155.30	0.00	0.00	0.00	0.00	
0120 INTEREST EARNED	I	240.60	232.37	250.00	250.00	39.94	50.00
0127 JP #1 \$3	I	2,993.00	2,857.00	2,500.00	2,500.00	1,876.00	2,500.00
0128 JP #2 \$3	I	8,042.36	7,987.18	5,000.00	5,000.00	6,266.87	7,000.00
0129 JP #1 \$1	I	0.00	0.00	0.00	0.00	0.00	
0130 JP #2 \$1	I	0.00	0.00	0.00	0.00	0.00	
0400 COUNTY CLERK FEES	I	14,228.00	15,759.00	12,000.00	12,000.00	11,191.00	12,000.00
0406 COUNTY CLERK CIVIL	I	695.00	595.00	600.00	600.00	600.00	600.00
0407 COUNTY CLERK CRIMINAL	I	556.50	555.00	600.00	600.00	333.00	600.00
0700 DISTRICT CLERK FEES	I	10.00	0.00	0.00	0.00	0.00	
0706 DIST CLERK CIVIL	I	1,745.00	1,790.00	1,500.00	1,500.00	1,305.00	1,500.00
0707 DIST CLERK CRIMINAL	I	244.00	390.00	400.00	400.00	293.00	400.00
-----							
COURTHOUSE SECURITY REV		28,909.76	30,165.55	22,850.00	22,850.00	21,904.81	24,650.00
0434 COURTHOUSE SECURITY EXP							
=====							
0510 COURTHOUSE SECURITY EXP	E	18,921.50	26,391.84	18,000.00	18,000.00	47,993.36	18,000.00
0570 MACHINERY & EQUIPMENT	E	19,460.00	0.00	1,000.00	1,000.00	2,290.00	3,000.00
-----							
COURTHOUSE SECURITY EXP		38,381.50	26,391.84	19,000.00	19,000.00	50,283.36	21,000.00
COURTHOUSE SECURITY FUND							
Income Totals		28,909.76	30,165.55	22,850.00	22,850.00	21,904.81	24,650.00
Expense Totals		38,381.50	26,391.84	19,000.00	19,000.00	50,283.36	21,000.00



Account Number and Title	T C	Experience YEAR - 2011	Experience YEAR - 2012	Org Budget YEAR - 2013	Act Budget YEAR - 2013	Experience YEAR - 2013	Prop Budget YEAR - 2014
-----							
REPORTING FUND: 0017 BVS PRESERVATION FUND							
0370 BVS PRESERVATION REVENUES							
=====							
0120 INTEREST EARNED	I	16.12	8.78	10.00	10.00	1.65	1.00
0400 PRESERVATION FEES	I	991.00	937.00	800.00	800.00	610.00	800.00
-----							
BVS PRESERVATION REVENUES		1,007.12	945.78	810.00	810.00	611.65	801.00
0403 BVS PRESERVATION EXPENDITURES							
=====							
0305 OPERATING EXPENSE	E	0.00	0.00	400.00	400.00	400.00	400.00
0570 MACHINERY AND EQUIPMENT	E	0.00	0.00	400.00	400.00	0.00	400.00
-----							
BVS PRESERVATION EXPENDITURES		0.00	0.00	800.00	800.00	400.00	800.00
BVS PRESERVATION FUND							
Income Totals		1,007.12	945.78	810.00	810.00	611.65	801.00
Expense Totals		0.00	0.00	800.00	800.00	400.00	800.00

Account Number and Title	T C	Experience YEAR - 2011	Experience YEAR - 2012	Org Budget YEAR - 2013	Act Budget YEAR - 2013	Experience YEAR - 2013	Prop Budget YEAR - 2014
REPORTING FUND: 0018 DIST CLERK REC MGMNT & PRESV FUND							
0370 DIST CLK REC MGMT/PRES REVENUES							
=====							
0120 EARNED INTEREST	I	23.30	11.65	15.00	15.00	2.17	2.00
0706 CIVIL DIST CLERK REC MGMNT/PRES FEE	I	2,350.00	2,270.00	2,000.00	2,000.00	1,655.00	2,000.00
0707 CRIM DIST CLERK REC MGMNT/PRES FEE	I	180.00	228.50	200.00	200.00	150.00	200.00
0898 CASH RESERVES	I	0.00	0.00	1,800.00	1,800.00	0.00	1,800.00
-----							
DIST CLK REC MGMT/PRES REVENUES		2,553.30	2,510.15	4,015.00	4,015.00	1,807.17	4,002.00
0437 DIST CLK REC MGMT/PRESV EXPENSES							
=====							
0305 OPERATING EXPENSE	E	375.00	929.95	2,000.00	2,000.00	0.00	2,000.00
0570 MACHINERY & EQUIPMENT	E	1,623.70	308.13	2,000.00	2,000.00	0.00	2,000.00
-----							
DIST CLK REC MGMT/PRESV EXPENSES		1,998.70	1,238.08	4,000.00	4,000.00	0.00	4,000.00
DIST CLERK REC MGMNT & PRESV FUND							
Income Totals		2,553.30	2,510.15	4,015.00	4,015.00	1,807.17	4,002.00
Expense Totals		1,998.70	1,238.08	4,000.00	4,000.00	0.00	4,000.00

Account Number and Title	T C	Experience YEAR - 2011	Experience YEAR - 2012	Org Budget YEAR - 2013	Act Budget YEAR - 2013	Experience YEAR - 2013	Prop Budget YEAR - 2014
REPORTING FUND: 0019 RECORDS PRESERVATION							
0370 RECORDS PRESERVATION REVENUES							
=====							
0119 TEXPOOL INTEREST	I	25.85	0.00	0.00	0.00	0.00	0.00
0120 INTEREST EARNED	I	128.18	91.57	100.00	100.00	16.31	10.00
0406 CIVIL RECORD PRESERVATION	I	2,115.00	1,825.00	1,500.00	1,500.00	1,200.00	1,500.00
0407 CRIMINAL RECORDS PRESERVATION	I	4,077.50	4,488.00	4,000.00	4,000.00	2,652.00	3,000.00
0411 REFUNDS	I	0.00	0.00	0.00	0.00	0.00	
0706 CIVIL REC PRES DIST CLK	I	2,350.00	2,270.00	2,000.00	2,000.00	1,658.00	2,000.00
0707 CRIMINAL REC MGMT DIST CLK	I	938.50	1,574.50	1,500.00	1,500.00	1,318.50	1,500.00
RECORDS PRESERVATION REVENUES		9,635.03	10,249.07	9,100.00	9,100.00	6,844.81	8,010.00
0406 RECORDS PRESERVATION EXPENSES							
=====							
0305 OPERATING EXPENSES	E	0.00	0.00	3,000.00	3,000.00	0.00	3,000.00
0427 TRAINING	E	0.00	0.00	0.00	0.00	0.00	
0460 RENTAL/MAINT	E	0.00	0.00	0.00	0.00	0.00	
0570 MACHINERY & EQUIPMENT	E	0.00	5,000.00	5,000.00	5,000.00	0.00	5,000.00
RECORDS PRESERVATION EXPENSES		0.00	5,000.00	8,000.00	8,000.00	0.00	8,000.00
RECORDS PRESERVATION							
Income Totals		9,635.03	10,249.07	9,100.00	9,100.00	6,844.81	8,010.00
Expense Totals		0.00	5,000.00	8,000.00	8,000.00	0.00	8,000.00

Account Number and Title	T C	Experience YEAR - 2011	Experience YEAR - 2012	Org Budget YEAR - 2013	Act Budget YEAR - 2013	Experience YEAR - 2013	Prop Budget YEAR - 2014
REPORTING FUND: 0021 R & B #1 FUND							
0310 TAXES							
=====							
0110 CURRENT TAX LEVY	I	313,415.91	325,866.11	362,425.00	362,425.00	387,022.33	422,549.00
0111 DELINQUENT TAXES	I	6,042.49	7,782.01	7,500.00	7,500.00	5,456.26	7,500.00
0116 PENALTY & INTEREST	I	4,899.94	5,079.96	4,000.00	4,000.00	3,082.34	4,000.00
-----							
TAXES		324,358.34	338,728.08	373,925.00	373,925.00	395,560.93	434,049.00
0370 MISC. REVENUES							
=====							
0112 FEDERAL PAYMENTS	I	476.51	314.75	0.00	0.00	274.65	
0113 STATE-LATERAL ROAD	I	7,227.83	7,213.90	7,200.00	7,200.00	7,375.18	7,200.00
0119 TEXPOOL INTEREST	I	276.61	0.00	0.00	0.00	0.00	0.00
0120 INTEREST EARNED	I	441.02	432.93	350.00	350.00	76.12	75.00
0126 COUNTY COURT FINES	I	17,307.85	19,485.93	15,000.00	15,000.00	12,230.80	18,000.00
0130 SALE OF PROPERTY	I	14,700.00	0.00	0.00	0.00	0.00	
0205 AUTO LICENSE REGISTRATION	I	153,112.10	154,227.54	160,000.00	160,000.00	137,030.82	160,000.00
0206 AUTO FEES	I	13,692.87	17,375.90	13,000.00	13,000.00	20,855.07	13,000.00
0411 REFUNDS	I	0.00	0.00	0.00	0.00	16.35	
0805 EASEMENTS	I	34,813.52	50,132.98	35,000.00	35,000.00	19,436.45	
0898 CASH RESERVES	I	0.00	0.00	0.00	0.00	0.00	15,000.00
0901 TRANSFER	I	30,250.50	30,825.50	12,317.00	12,317.00	0.00	12,932.00
0998 OTHER SOURCES	I	0.00	0.00	0.00	0.00	0.00	
0999 MISC REVENUE	I	0.00	8,441.08	0.00	0.00	611.15	
-----							
MISC. REVENUES		272,298.81	288,450.51	242,867.00	242,867.00	197,906.59	226,207.00
0612 R & B #1 EXPENDITURES							
=====							
0004 GROUP INSURANCE BENEFIT	E	0.00	0.00	0.00	0.00	4,800.00	4,800.00
0101 SALARY COMMISSIONER	E	46,002.06	48,284.26	49,268.00	49,268.00	38,603.14	51,731.00
0103 FOREMAN SALARY	E	0.00	19,600.45	37,875.00	37,875.00	26,370.32	39,769.00
0105 PART TIME	E	0.00	6,240.00	20,800.00	20,800.00	160.00	21,840.00
0106 ROAD HANDS SALARY	E	195,569.13	155,695.50	102,477.00	102,477.00	85,316.91	107,601.00
0120 LONGEVITY BONUS	E	1,280.00	1,270.00	1,395.00	1,395.00	525.00	1,065.00
0150 MEAL EXPENSE	E	47.34	0.00	0.00	0.00	0.00	
0151 UNIFORMS	E	4,363.30	4,944.34	5,600.00	5,600.00	2,912.43	2,000.00
0201 SOCIAL SECURITY	E	14,110.01	13,379.77	13,480.00	13,480.00	9,358.91	13,889.00
0202 GROUP MEDICAL INSURANCE	E	49,927.58	44,287.85	41,345.00	41,345.00	27,650.27	44,250.00
0203 RETIREMENT	E	28,305.82	30,108.43	32,026.00	32,026.00	19,991.17	33,624.00
0204 WORKMEN'S COMPENSATION	E	6,451.80	3,575.79	6,200.00	6,200.00	4,034.61	6,200.00
0205 MEDICARE TAX	E	3,299.92	3,128.93	3,153.00	3,153.00	2,188.76	3,249.00
0206 UNEMPLOYMENT INSURANCE	E	684.87	576.51	800.00	800.00	599.96	800.00
0405 R & M BRIDGES	E	0.00	0.00	500.00	500.00	0.00	500.00
0410 TIRES & TUBES	E	7,400.24	18,175.95	7,500.00	7,500.00	1,933.00	8,500.00
0411 FUEL	E	85,772.65	93,399.41	77,500.00	77,500.00	34,387.73	80,000.00
0412 OIL, GREASE	E	1,574.53	816.42	1,500.00	1,500.00	209.94	1,500.00
0420 COMMUNICATION	E	1,085.27	1,069.52	1,500.00	1,500.00	1,475.99	1,500.00
0434 SAND, CEMENT	E	0.00	0.00	250.00	250.00	0.00	250.00
0435 GRAVEL	E	96,063.84	111,411.94	80,000.00	80,000.00	29,000.85	125,000.00
0440 UTILITIES	E	5,312.81	2,987.19	4,000.00	4,000.00	2,679.37	4,000.00
0449 PAVING	E	0.00	1,355.90	0.00	0.00	0.00	
0450 R & M	E	30,091.11	33,418.93	45,000.00	95,000.00	73,996.48	45,000.00
0458 CULVERTS	E	0.00	3,221.50	4,000.00	4,000.00	0.00	4,000.00
0482 INSURANCE	E	3,062.85	3,820.55	3,000.00	3,000.00	2,614.00	3,000.00

Account Number and Title	T C	Experience YEAR - 2011	Experience YEAR - 2012	Org Budget YEAR - 2013	Act Budget YEAR - 2013	Experience YEAR - 2013	Prop Budget YEAR - 2014
REPORTING FUND: 0021 R & B #1 FUND							
0497 SALES TAX	E	914.16	0.00	0.00	0.00	0.00	
0498 FUEL TAX	E	1,755.40	2,379.60	2,000.00	2,000.00	1,013.42	2,000.00
0570 MACHINERY & EQUIPMENT	E	21,345.15	0.00	75,000.00	25,000.00	939.40	50,000.00
0572 R&B#1 BUILDING	E	0.00	0.00	0.00	0.00	0.00	
0573 LAND R&B#1	E	0.00	0.00	0.00	0.00	0.00	
0575 LEASE PAYMENTS	E	0.00	0.00	0.00	0.00	0.00	
0576 ROADS	E	0.00	0.00	0.00	0.00	0.00	
0901 TRANSFER	E	0.00	0.00	0.00	0.00	0.00	
R & B #1 EXPENDITURES		604,419.84	603,148.74	616,169.00	616,169.00	370,761.66	656,068.00
R & B #1 FUND							
Income Totals		596,657.15	627,178.59	616,792.00	616,792.00	593,467.52	660,256.00
Expense Totals		604,419.84	603,148.74	616,169.00	616,169.00	370,761.66	656,068.00

Account Number and Title	T C	Experience YEAR - 2011	Experience YEAR - 2012	Org Budget YEAR - 2013	Act Budget YEAR - 2013	Experience YEAR - 2013	Prop Budget YEAR - 2014
REPORTING FUND: 0022 R & B #2 FUND							
0310 TAXES							
0110 CURRENT TAX LEVY	I	313,415.91	325,866.11	362,425.00	362,425.00	387,022.33	422,549.00
0111 DELINQUENT TAXES	I	6,042.49	7,782.01	7,500.00	7,500.00	5,456.26	7,500.00
0116 PENALTY & INTEREST	I	4,899.94	5,079.96	4,000.00	4,000.00	3,082.34	4,000.00
TAXES		324,358.34	338,728.08	373,925.00	373,925.00	395,560.93	434,049.00
0370 OTHER REVENUES							
0112 FEDERAL PAYMENTS	I	476.51	314.75	0.00	0.00	274.65	
0113 STATE-LATERAL ROAD	I	7,227.83	7,213.90	7,200.00	7,200.00	7,375.18	7,200.00
0119 TEXPOOL INTEREST	I	9.89	0.00	0.00	0.00	0.00	0.00
0120 INTEREST EARNED	I	479.90	310.18	250.00	250.00	59.24	100.00
0126 COUNTY COURT FINES	I	17,307.84	19,485.94	15,000.00	15,000.00	12,230.80	18,000.00
0130 SALE OF PROPERTY	I	6,032.15	9,200.00	0.00	0.00	628.00	
0205 AUTO LICENSE REGISTRATION	I	153,112.18	154,227.56	160,000.00	160,000.00	136,182.08	160,000.00
0206 AUTO FEES	I	13,692.87	17,375.90	13,000.00	13,000.00	20,855.07	13,000.00
0411 REFUNDS	I	0.00	0.00	0.00	0.00	0.00	
0805 EASEMENTS	I	22,816.00	39,811.00	20,000.00	20,000.00	25,309.75	14,750.00
0898 CASH RESERVES	I	0.00	0.00	45,000.00	45,000.00	0.00	
0901 TRANSFER	I	11,500.50	12,075.50	12,317.00	12,317.00	0.00	12,932.00
0998 OTHER SOURCES	I	0.00	2,048.24	0.00	0.00	0.00	
0999 MISC REVENUE	I	43,500.12	18,514.60	0.00	13,600.00	10,000.00	
OTHER REVENUES		276,155.79	280,577.57	272,767.00	286,367.00	212,914.77	225,982.00
0613 R & B #2 EXPENDITURES							
0004 GROUP INSURANCE BENEFIT	E	0.00	1,800.00	1,800.00	1,800.00	1,800.00	1,800.00
0101 SALARY COMMISSIONER	E	46,002.06	48,284.26	49,268.00	49,268.00	35,996.06	51,731.00
0103 FOREMAN SALARY	E	0.00	16,618.03	37,875.00	37,875.00	27,672.17	39,769.00
0105 PART TIME	E	0.00	1,120.00	15,600.00	3,600.00	1,985.00	15,600.00
0106 ROAD HANDS SALARY	E	141,833.17	119,429.21	136,636.00	122,636.00	95,793.46	107,601.00
0120 LONGEVITY BONUS	E	465.00	185.00	245.00	415.00	415.00	475.00
0150 MEAL EXPENSE	E	8.96	0.00	0.00	16.00	0.00	
0151 UNIFORMS	E	3,383.08	4,007.28	3,600.00	4,600.00	4,202.89	2,000.00
0201 SOCIAL SECURITY	E	11,489.21	11,161.14	15,080.00	15,080.00	9,515.49	13,465.00
0202 GROUP MEDICAL INSURANCE	E	35,137.20	38,599.75	49,614.00	46,614.00	35,757.75	44,250.00
0203 RETIREMENT	E	21,396.87	25,085.14	35,827.00	35,827.00	22,818.97	32,599.00
0204 WORKMEN'S COMPENSATION	E	5,094.36	2,997.39	6,000.00	6,000.00	3,841.81	6,000.00
0205 MEDICARE TAX	E	2,683.62	2,610.42	3,527.00	3,527.00	2,225.43	3,041.00
0206 UNEMPLOYMENT INSURANCE	E	1,641.25	445.40	750.00	750.00	633.11	750.00
0405 R & M BRIDGES	E	0.00	0.00	0.00	0.00	0.00	
0410 TIRES & TUBES	E	7,652.26	8,929.64	9,000.00	9,000.00	6,779.82	9,000.00
0411 FUEL	E	63,568.80	68,468.72	71,000.00	81,000.00	57,202.14	70,000.00
0412 OIL, GREASE	E	1,203.90	3,046.87	2,000.00	2,600.00	2,596.59	2,000.00
0420 COMMUNICATION	E	743.10	789.10	2,000.00	2,000.00	711.44	2,000.00
0434 SAND, CEMENT	E	0.00	0.00	0.00	0.00	0.00	
0435 GRAVEL	E	72,122.82	81,765.10	88,000.00	97,330.00	66,705.06	88,000.00
0440 UTILITIES	E	2,614.42	2,345.15	3,000.00	3,000.00	2,328.56	3,000.00
0449 PAVING	E	13,600.39	18,734.95	36,500.00	45,054.00	938.00	36,500.00
0450 R & M	E	33,393.53	27,800.41	30,000.00	28,400.00	22,706.48	30,000.00
0458 CULVERTS	E	406.50	1,717.74	3,000.00	3,000.00	498.40	3,000.00
0482 INSURANCE	E	4,345.50	4,703.55	6,000.00	6,000.00	3,361.00	6,000.00

Account Number and Title	T C	Experience YEAR - 2011	Experience YEAR - 2012	Org Budget YEAR - 2013	Act Budget YEAR - 2013	Experience YEAR - 2013	Prop Budget YEAR - 2014
REPORTING FUND: 0022 R & B #2 FUND							
0497 SALES TAX	E	369.16	578.09	100.00	130.00	39.06	100.00
0498 FUEL TAX	E	2,367.60	2,605.00	2,500.00	2,500.00	1,790.02	2,500.00
0570 MACHINERY & EQUIPMENT	E	112,197.94	17,463.46	0.00	14,500.00	14,500.00	
0572 R&B#2 BUILDING	E	0.00	0.00	0.00	0.00	0.00	
0573 R&B#2 LAND	E	0.00	0.00	0.00	0.00	0.00	
0575 LEASE PAYMENTS	E	0.00	19,791.54	37,257.00	37,257.00	36,900.51	47,791.00
0576 ROADS	E	0.00	0.00	0.00	0.00	0.00	
0901 TRANSFER	E	0.00	0.00	0.00	0.00	0.00	
R & B #2 EXPENDITURES		583,720.70	531,082.34	646,179.00	659,779.00	459,714.22	618,972.00
R & B #2 FUND							
Income Totals		600,514.13	619,305.65	646,692.00	660,292.00	608,475.70	660,031.00
Expense Totals		583,720.70	531,082.34	646,179.00	659,779.00	459,714.22	618,972.00

Account Number and Title	T C	Experience YEAR - 2011	Experience YEAR - 2012	Org Budget YEAR - 2013	Act Budget YEAR - 2013	Experience YEAR - 2013	Prop Budget YEAR - 2014
-----------------------------	--------	---------------------------	---------------------------	---------------------------	---------------------------	---------------------------	----------------------------

REPORTING FUND: 0023 R & B #3 FUND

0310 TAXES

0110 CURRENT TAX LEVY	I	313,415.91	325,866.11	362,425.00	362,425.00	387,022.33	422,549.00
0111 DELINQUENT TAXES	I	6,042.49	7,782.01	7,500.00	7,500.00	5,456.26	7,500.00
0116 PENALTY & INTEREST	I	4,899.94	5,079.96	4,000.00	4,000.00	3,082.34	4,000.00
<b>TAXES</b>		<b>324,358.34</b>	<b>338,728.08</b>	<b>373,925.00</b>	<b>373,925.00</b>	<b>395,560.93</b>	<b>434,049.00</b>

0370 OTHER REVENUES

0112 FEDERAL PAYMENTS	I	476.51	314.75	0.00	0.00	274.65	
0113 STATE-LATERAL ROAD	I	7,227.83	7,213.91	7,200.00	7,200.00	7,375.18	7,200.00
0119 TEXPOOL INTEREST	I	75.00	0.00	0.00	0.00	0.00	0.00
0120 INTEREST EARNED	I	463.45	363.49	250.00	250.00	72.24	100.00
0126 COUNTY COURT FINES	I	17,307.85	19,485.94	15,000.00	15,000.00	12,230.82	18,000.00
0130 SALE OF PROPERTY	I	5,060.00	17,130.00	0.00	49,170.00	68,191.73	
0205 AUTO LICENSE REGISTRATION	I	153,112.41	154,227.77	160,000.00	160,000.00	137,031.00	160,000.00
0206 AUTO FEES	I	13,692.87	17,375.90	13,000.00	13,000.00	20,855.07	13,000.00
0411 REFUNDS	I	0.00	0.00	0.00	0.00	0.00	
0805 EASEMENTS	I	0.00	0.00	0.00	0.00	2,998.00	
0898 CASH RESERVES	I	0.00	0.00	0.00	0.00	0.00	40,000.00
0901 TRANSFER	I	11,500.50	12,075.50	12,317.00	12,317.00	0.00	12,932.00
0998 OTHER SOURCES	I	0.00	3,905.87	0.00	0.00	0.00	
0999 MISC REVENUE	I	0.00	1,612.99	0.00	28,235.00	9,795.00	
<b>OTHER REVENUES</b>		<b>208,916.42</b>	<b>233,706.12</b>	<b>207,767.00</b>	<b>285,172.00</b>	<b>258,823.69</b>	<b>251,232.00</b>

0614 R & B #3 EXPENDITURES

0004 GROUP INSURANCE BENEFIT	E	3,600.00	3,600.00	3,600.00	3,600.00	3,600.00	3,600.00
0101 SALARY COMMISSIONER	E	46,002.06	47,913.08	49,268.00	49,268.00	35,995.78	51,731.00
0103 FOREMAN SALARY	E	0.00	18,565.95	37,875.00	37,875.00	27,672.17	39,769.00
0105 PART TIME	E	0.00	0.00	0.00	3,000.00	0.00	10,000.00
0106 ROAD HANDS SALARY	E	141,213.27	118,982.51	102,477.00	102,477.00	75,261.75	107,601.00
0120 LONGEVITY BONUS	E	1,250.00	1,340.00	1,415.00	1,415.00	1,415.00	1,660.00
0140 VEHICLE ALLOWANCE	E	0.00	0.00	0.00	0.00	0.00	
0150 MEAL EXPENSE	E	0.00	95.26	0.00	31.00	30.82	30.00
0151 UNIFORMS	E	3,977.00	3,458.70	4,800.00	4,800.00	2,880.98	2,000.00
0201 SOCIAL SECURITY	E	11,115.00	11,405.55	12,142.00	12,142.00	8,534.08	13,194.00
0202 GROUP MEDICAL INSURANCE	E	37,673.67	33,430.22	41,345.00	41,345.00	28,942.20	44,250.00
0203 RETIREMENT	E	22,332.82	25,549.62	28,847.00	28,847.00	20,439.14	31,940.00
0204 WORKMEN'S COMPENSATION	E	5,128.16	3,120.96	6,500.00	6,500.00	4,924.92	6,500.00
0205 MEDICARE TAX	E	2,599.60	2,667.54	2,840.00	2,840.00	1,995.76	3,086.00
0206 UNEMPLOYMENT INSURANCE	E	514.96	447.64	750.00	750.00	546.24	750.00
0405 R & M BRIDGES	E	0.00	0.00	0.00	0.00	0.00	
0410 TIRES & TUBES	E	1,427.88	6,275.14	9,800.00	9,800.00	1,980.80	9,800.00
0411 FUEL	E	39,164.12	44,882.58	76,000.00	76,000.00	35,818.27	80,000.00
0412 OIL, GREASE	E	7,075.82	2,679.76	7,000.00	7,000.00	2,788.80	7,000.00
0420 COMMUNICATION	E	439.18	1,131.33	1,200.00	1,200.00	1,374.24	1,200.00
0434 SAND, CEMENT	E	0.00	810.00	0.00	0.00	0.00	
0435 GRAVEL	E	380.00	0.00	0.00	0.00	0.00	
0436 GRAVEL ROYALTY	E	3,120.00	3,144.00	25,000.00	17,764.00	3,444.00	25,000.00
0440 UTILITIES	E	3,171.50	3,346.77	4,000.00	4,000.00	2,864.34	4,000.00
0449 PAVING	E	0.00	30,979.99	30,000.00	30,000.00	918.92	40,000.00
0450 R & M	E	47,177.52	54,077.86	55,000.00	55,000.00	19,415.56	60,000.00



Account Number and Title	T C	Experience YEAR - 2011	Experience YEAR - 2012	Org Budget YEAR - 2013	Act Budget YEAR - 2013	Experience YEAR - 2013	Prop Budget YEAR - 2014
-----							
REPORTING FUND: 0023 R & B #3 FUND							
0453 BLASTING	E	18,981.75	19,284.80	25,000.00	25,000.00	13,654.74	25,000.00
0458 CULVERTS	E	0.00	4,453.79	4,870.00	4,870.00	613.26	4,870.00
0482 INSURANCE	E	5,649.27	7,594.55	8,000.00	8,000.00	0.00	8,000.00
0497 SALES TAX	E	314.67	1,065.27	0.00	4,205.00	4,240.68	1,000.00
0498 FUEL TAX	E	480.40	527.00	1,600.00	1,600.00	685.81	1,600.00
0570 MACHINERY AND EQUIPMENT	E	23,574.00	4,227.96	40,000.00	58,440.00	43,819.54	83,000.00
0572 R&B #3 -BUILDING	E	0.00	0.00	0.00	58,965.00	32,761.34	10,000.00
0575 LEASE PAYMENT	E	37,750.00	1,500.00	1,500.00	1,500.00	0.00	1,500.00
0576 ROADS	E	0.00	0.00	0.00	0.00	0.00	0.00
0901 TRANSFER	E	0.00	36,250.00	0.00	0.00	0.00	0.00
-----							
R & B #3 EXPENDITURES		463,352.65	492,807.83	580,829.00	658,234.00	376,619.14	678,081.00
R & B #3 FUND							
Income Totals		533,274.76	572,434.20	581,692.00	659,097.00	654,384.62	685,281.00
Expense Totals		463,352.65	492,807.83	580,829.00	658,234.00	376,619.14	678,081.00

Account Number and Title	T C	Experience YEAR - 2011	Experience YEAR - 2012	Org Budget YEAR - 2013	Act Budget YEAR - 2013	Experience YEAR - 2013	Prop Budget YEAR - 2014
-----							
REPORTING FUND: 0024 R & B #4 FUND							
-----							
0310 TAXES							
=====							
0110 CURRENT TAX LEVY	I	313,415.91	325,866.11	362,425.00	362,425.00	387,022.33	422,549.00
0111 DELINQUENT TAXES	I	6,042.49	7,782.01	7,500.00	7,500.00	5,456.26	7,500.00
0116 PENALTY & INTEREST	I	4,899.94	5,079.95	4,000.00	4,000.00	3,082.34	4,000.00
-----							
TAXES		324,358.34	338,728.07	373,925.00	373,925.00	395,560.93	434,049.00
-----							
0370 OTHER REVENUES							
=====							
0112 FEDERAL PAYMENTS	I	476.50	314.75	0.00	0.00	274.66	
0113 STATE-LATERAL ROAD	I	7,227.84	7,213.91	7,200.00	7,200.00	7,375.19	7,200.00
0119 TEXPOOL INTEREST	I	37.51	0.00	0.00	0.00	0.00	0.00
0120 INTEREST EARNED	I	379.57	255.75	200.00	200.00	52.72	100.00
0126 COUNTY COURT FINES	I	17,307.86	19,485.94	15,000.00	15,000.00	12,230.81	18,000.00
0130 SALE OF PROPERTY	I	20,780.40	13,826.35	10,000.00	13,288.00	7,230.50	10,000.00
0205 AUTO LICENSE REGISTRATION	I	153,112.45	154,227.79	160,000.00	160,000.00	137,031.04	160,000.00
0206 AUTO FEES	I	13,692.86	17,375.91	13,000.00	13,000.00	20,855.05	13,000.00
0411 REFUNDS	I	0.00	0.00	0.00	0.00	180.28	
0805 EASEMENTS	I	2,000.00	6,866.00	10,000.00	10,000.00	6,846.00	5,000.00
0901 TRANSFER	I	11,500.50	12,075.50	12,317.00	12,317.00	0.00	12,932.00
0998 OTHER SOURCES	I	0.00	4,672.36	0.00	0.00	0.00	
0999 MISC REVENUE	I	0.00	52,440.93	0.00	2,063.00	2,063.75	
-----							
OTHER REVENUES		226,515.49	288,755.19	227,717.00	233,068.00	194,140.00	226,232.00
-----							
0615 R & B #4 EXPENDITURES							
=====							
0004 GROUP INSURANCE BENEFIT	E	5,400.00	5,400.00	5,400.00	5,400.00	5,400.00	3,600.00
0101 SALARY COMMISSIONER	E	46,002.06	48,284.26	49,268.00	49,268.00	35,996.06	51,731.00
0103 FOREMAN SALARY	E	0.00	18,565.95	37,875.00	37,875.00	27,672.17	39,769.00
0105 PART TIME	E	0.00	4,480.00	15,000.00	15,000.00	10,920.00	15,000.00
0106 ROAD HANDS SALARY	E	134,416.76	123,961.61	102,477.00	102,477.00	74,871.75	107,601.00
0120 LONGEVITY BONUS	E	615.00	690.00	795.00	795.00	795.00	900.00
0150 MEAL EXPENSE	E	0.00	83.94	0.00	0.00	0.00	
0151 UNIFORMS	E	3,783.16	5,407.72	3,500.00	5,500.00	3,754.60	2,000.00
0201 SOCIAL SECURITY	E	11,134.71	12,047.29	12,643.00	12,643.00	9,218.61	13,455.00
0202 GROUP MEDICAL INSURANCE	E	37,691.20	37,148.34	41,345.00	41,345.00	31,009.50	44,250.00
0203 RETIREMENT	E	21,200.29	25,427.49	30,037.00	30,037.00	20,345.81	32,572.00
0204 WORKMEN'S COMPENSATION	E	4,251.08	3,125.76	5,000.00	5,000.00	2,842.68	5,000.00
0205 MEDICARE TAX	E	2,604.25	2,817.60	2,957.00	2,957.00	2,155.87	3,147.00
0206 UNEMPLOYMENT INSURANCE	E	459.56	464.94	600.00	2,600.00	1,681.23	2,500.00
0400 DUES AND BONDS	E	0.00	0.00	0.00	0.00	0.00	
0405 R & M BRIDGES	E	0.00	0.00	0.00	0.00	0.00	
0410 TIRES & TUBES	E	4,961.07	4,344.29	5,000.00	19,000.00	15,668.34	17,222.22
0411 FUEL	E	62,365.07	66,256.62	65,000.00	85,000.00	63,453.36	80,000.00
0412 OIL, GREASE	E	2,729.55	1,646.39	3,500.00	3,500.00	2,664.94	3,500.00
0420 COMMUNICATION	E	2,310.39	2,111.30	2,500.00	2,500.00	1,904.64	2,500.00
0434 SAND, CEMENT	E	644.00	0.00	1,000.00	0.00	0.00	1,000.00
0435 GRAVEL/CHIP ROCK	E	3,300.39	3,820.79	5,500.00	7,563.00	2,251.13	7,500.00
0436 GRAVEL ROYALTY	E	5,269.99	7,896.00	10,000.00	11,000.00	8,184.00	10,000.00
0440 UTILITIES	E	3,715.09	3,755.78	4,000.00	4,700.00	3,495.13	4,000.00
0449 PAVING	E	46,735.38	48,062.23	45,500.00	53,500.00	2,123.50	45,500.00
0450 R & M	E	30,199.49	31,526.91	25,000.00	38,388.00	21,880.24	35,000.00
0453 BLASTING	E	29,221.54	29,965.80	45,000.00	45,000.00	17,860.66	45,000.00

Account Number and Title	T C	Experience YEAR - 2011	Experience YEAR - 2012	Org Budget YEAR - 2013	Act Budget YEAR - 2013	Experience YEAR - 2013	Prop Budget YEAR - 2014
REPORTING FUND: 0024 R & B #4 FUND							
0458 CULVERTS	E	3,972.39	1,382.34	5,000.00	5,000.00	4,956.16	5,000.00
0482 INSURANCE	E	5,629.35	7,458.55	10,000.00	10,000.00	3,363.00	10,000.00
0497 SALES TAX	E	421.65	424.52	0.00	300.00	231.99	500.00
0498 FUEL TAX	E	1,160.60	1,316.20	2,000.00	2,000.00	1,146.81	2,000.00
0570 MACHINERY AND EQUIPMENT	E	16,228.41	66,599.99	65,000.00	8,000.00	7,700.00	40,000.00
0572 R&B#4 - BUILDING	E	0.00	0.00	0.00	0.00	0.00	
0573 R&B #4 LAND	E	0.00	0.00	0.00	0.00	0.00	
0575 LEASE PAYMENTS	E	13,421.98	0.00	0.00	0.00	0.00	
0576 ROADS	E	0.00	0.00	0.00	0.00	0.00	
0901 TRANSFER	E	0.00	0.00	0.00	0.00	0.00	
R & B #4 EXPENDITURES		499,844.41	564,472.61	600,897.00	606,348.00	383,547.18	632,025.00
R & B #4 FUND							
Income Totals		550,873.83	627,483.26	601,642.00	606,993.00	589,700.93	660,281.00
Expense Totals		499,844.41	564,472.61	600,897.00	606,348.00	383,547.18	632,025.00



Account Number and Title	T C	Experience YEAR - 2011	Experience YEAR - 2012	Org Budget YEAR - 2013	Act Budget YEAR - 2013	Experience YEAR - 2013	Prop Budget YEAR - 2014
REPORTING FUND: 0031 V I T COLLECTOR ACCOUNT							
0370 V I T COLLECTOR REVENUE							
=====							
0120 INTEREST	I	49.82	26.01	50.00	50.00	7.91	5.00
0500 V I T PENALTY & INTEREST	I	122.00	101.60	120.00	120.00	93.13	100.00
0898 CASH RESERVES	I	0.00	0.00	130.00	130.00	0.00	200.00
-----							
V I T COLLECTOR REVENUE		171.82	127.61	300.00	300.00	101.04	305.00
0499 V I T COLLECTOR EXPENSES							
=====							
0305 OPERATING EXPENSES	E	0.00	0.00	100.00	100.00	0.00	100.00
0570 MACHINERY & EQUIPMENT	E	0.00	0.00	200.00	200.00	0.00	200.00
-----							
V I T COLLECTOR EXPENSES		0.00	0.00	300.00	300.00	0.00	300.00
V I T COLLECTOR ACCOUNT							
Income Totals		171.82	127.61	300.00	300.00	101.04	305.00
Expense Totals		0.00	0.00	300.00	300.00	0.00	300.00

Account Number and Title	T C	Experience YEAR - 2011	Experience YEAR - 2012	Org Budget YEAR - 2013	Act Budget YEAR - 2013	Experience YEAR - 2013	Prop Budget YEAR - 2014
REPORTING FUND: 0033 DIST ATTY FORFEITURE FUND							
0370 D.A. FORFEITURE REVENUES							
=====							
0120 INTEREST EARNED	I	381.81	171.53	200.00	200.00	29.86	30.00
0130 SALES	I	0.00	0.00	0.00	0.00	41,603.84	
0211 FORFEITURES PROCEEDS	I	18,500.59	26,559.64	0.00	0.00	31,567.92	
0212 SHS REVENUES	I	0.00	0.00	0.00	0.00	0.00	
0898 CASH RESERVES	I	0.00	0.00	90,500.00	90,500.00	0.00	99,500.00
0901 OPERATING TRANSFERS IN	I	0.00	0.00	0.00	0.00	0.00	
0999 MISC REVENUE	I	0.00	0.00	0.00	0.00	0.00	
-----							
D.A. FORFEITURE REVENUES		18,882.40	26,731.17	90,700.00	90,700.00	73,201.62	99,530.00
0533 DA FORFEITURE EXPENSES							
=====							
0102 ASSISTANT DA/POS 2	E	0.00	0.00	50,000.00	50,000.00	35,961.28	51,250.00
0104 OFFICE AND LABOR	E	10,000.12	10,000.12	10,000.00	10,000.00	7,296.26	15,000.00
0120 LONGEVITY	E	0.00	0.00	0.00	0.00	0.00	10.00
0201 SOCIAL SECURITY	E	620.06	620.10	3,720.00	3,720.00	2,681.91	4,109.00
0202 GROUP INSURANCE	E	0.00	0.00	8,269.00	8,269.00	3,734.83	8,850.00
0203 RETIREMENT	E	1,184.22	1,374.26	8,838.00	8,838.00	4,493.03	9,946.00
0204 WORKER'S COMP	E	0.00	0.00	0.00	0.00	0.00	200.00
0205 MEDICARE TAX	E	145.03	145.08	870.00	870.00	627.09	961.00
0206 UNEMPLOYMENT	E	32.77	29.05	0.00	0.00	147.79	200.00
0305 OPERATING EXPENSE	E	2,628.91	6,249.49	3,000.00	3,000.00	10,639.27	3,000.00
0420 COMMUNICATION	E	393.10	0.00	0.00	0.00	0.00	
0425 TRANSPORTATION	E	57.00	1,613.90	500.00	500.00	0.00	500.00
0460 RENTAL/MAINTENANCE	E	500.00	0.00	500.00	500.00	0.00	500.00
0497 SALES TAX	E	0.00	0.00	0.00	0.00	0.00	
0570 MACHINERY & EQUIPMENT	E	6,020.65	580.00	5,000.00	5,000.00	799.95	5,000.00
0901 TRANSFER	E	0.00	0.00	0.00	0.00	0.00	
-----							
DA FORFEITURE EXPENSES		21,581.86	20,612.00	90,697.00	90,697.00	66,381.41	99,526.00
DIST ATTY FORFEITURE FUND							
Income Totals		18,882.40	26,731.17	90,700.00	90,700.00	73,201.62	99,530.00
Expense Totals		21,581.86	20,612.00	90,697.00	90,697.00	66,381.41	99,526.00

Account Number and Title	T C	Experience YEAR - 2011	Experience YEAR - 2012	Org Budget YEAR - 2013	Act Budget YEAR - 2013	Experience YEAR - 2013	Prop Budget YEAR - 2014
REPORTING FUND: 0035 HOT CHECK FUND							
0370 HOT CHECK REVENUES							
=====							
0301 HOT CHECK CO ATTY FEES	I	13,129.01	11,366.72	10,000.00	10,000.00	3,682.50	4,500.00
0898 CASH RESERVES	I	0.00	0.00	10,200.00	10,200.00	0.00	5,000.00
0999 MISC REVENUES	I	0.00	17.00	0.00	0.00	0.00	
-----							
HOT CHECK REVENUES		13,129.01	11,383.72	20,200.00	20,200.00	3,682.50	9,500.00
0474 HOT CHECK FUND EXPENSES							
=====							
0102 D A ASSISTANT SALARY	E	0.00	0.00	0.00	0.00	0.00	
0104 SECRETARY SUPPLEMENT	E	3,666.26	3,666.26	6,800.00	6,800.00	4,945.19	6,800.00
0105 PART TIME	E	0.00	0.00	0.00	0.00	0.00	
0150 MEAL EXPENSE	E	0.00	0.00	0.00	0.00	0.00	
0201 SOCIAL SECURITY	E	227.31	227.24	422.00	422.00	306.52	422.00
0203 RETIREMENT	E	434.10	503.86	1,002.00	1,002.00	722.22	1,021.00
0204 WORKMEN'S COMP	E	38.80	3.48	40.00	40.00	7.61	20.00
0205 MEDICARE TAX	E	53.12	53.04	99.00	99.00	71.66	99.00
0206 UNEMPLOYMENT	E	13.47	8.90	30.00	30.00	18.93	30.00
0305 OPERATING SUPPLIES	E	185.99	821.87	1,000.00	1,000.00	0.00	
0400 DUES AND BONDS	E	0.00	0.00	500.00	500.00	0.00	
0411 DA ASSISTANT PAYMENT	E	0.00	0.00	0.00	0.00	0.00	
0420 COMMUNICATION	E	0.00	70.00	900.00	900.00	120.00	
0425 TRANSPORTATION	E	0.00	0.00	2,900.00	2,900.00	0.00	
0427 TRAINING	E	0.00	0.00	1,000.00	1,000.00	0.00	
0450 REPAIR & MAINTENANCE	E	0.00	0.00	1,100.00	1,100.00	0.00	
0460 RENTAL/MAINTENANCE	E	1,305.00	1,180.00	1,300.00	1,300.00	840.00	
0480 LEGAL	E	0.00	0.00	0.00	0.00	0.00	
0570 EQUIPMENT	E	779.98	0.00	3,000.00	3,000.00	0.00	
0575 LEASE PAYMENTS	E	0.00	0.00	0.00	0.00	0.00	
-----							
HOT CHECK FUND EXPENSES		6,704.03	6,534.65	20,093.00	20,093.00	7,032.13	8,392.00
HOT CHECK FUND							
Income Totals		13,129.01	11,383.72	20,200.00	20,200.00	3,682.50	9,500.00
Expense Totals		6,704.03	6,534.65	20,093.00	20,093.00	7,032.13	8,392.00

Account Number and Title	T C	Experience YEAR - 2011	Experience YEAR - 2012	Org Budget YEAR - 2013	Act Budget YEAR - 2013	Experience YEAR - 2013	Prop Budget YEAR - 2014
-----							
REPORTING FUND: 0036 D.A. STATE FUND							
0370 D.A. SPECIAL FUND							
=====							
0120 INTEREST EARNED	I	0.00	0.00	0.00	0.00	0.00	
0302 STATE GRANT FUNDS	I	42,755.41	18,333.34	27,500.00	27,500.00	27,500.00	27,500.00
0411 REFUNDS	I	0.00	0.00	0.00	0.00	0.00	
0901 OPERATING TRANSFERS IN	I	14,350.00	13,989.00	14,659.00	14,659.00	0.00	15,082.00
-----							
D.A. SPECIAL FUND		57,105.41	32,322.34	42,159.00	42,159.00	27,500.00	42,582.00
0636 D.A. SPECIAL EXPENSES							
=====							
0104 INVESTIGATOR SALARY	E	31,690.10	27,532.26	27,500.00	27,500.00	20,096.11	27,500.00
0105 SALARY SUPPLEMENT	E	2,759.90	21.03	0.00	0.00	0.00	
0120 LONGEVITY BONUS	E	0.00	0.00	0.00	0.00	0.00	
0201 SOCIAL SECURITY	E	2,135.92	1,708.38	1,705.00	1,705.00	1,246.02	1,705.00
0202 GROUP INSURANCE	E	0.00	7,958.34	8,269.00	8,269.00	6,201.90	8,850.00
0203 RETIREMENT	E	4,079.36	3,785.28	4,051.00	4,051.00	2,934.82	4,128.00
0205 MEDICARE TAX	E	499.50	399.61	399.00	399.00	291.46	399.00
-----							
D.A. SPECIAL EXPENSES		41,164.78	41,404.90	41,924.00	41,924.00	30,770.31	42,582.00
D.A. STATE FUND							
Income Totals		57,105.41	32,322.34	42,159.00	42,159.00	27,500.00	42,582.00
Expense Totals		41,164.78	41,404.90	41,924.00	41,924.00	30,770.31	42,582.00



Account Number and Title	T C	Experience YEAR - 2011	Experience YEAR - 2012	Org Budget YEAR - 2013	Act Budget YEAR - 2013	Experience YEAR - 2013	Prop Budget YEAR - 2014
REPORTING FUND: 0038 DIST ATTY HOT CHECK FUND							
0370 DA HOT CHECK REVENUES							
=====							
0301 HOT CHECK FEES	I	18,836.62	76,706.26	450.00	450.00	6,766.22	450.00
0487 DA IN/OUT	I	0.00	0.00	0.00	0.00	0.00	
0999 MISC REVENUE	I	325.00	0.00	0.00	0.00	0.00	
-----							
DA HOT CHECK REVENUES		19,161.62	76,706.26	450.00	450.00	6,766.22	450.00
0638 DA HOT CHECK FUND EXPENSE							
=====							
0305 OPERATING EXPENSES	E	18,936.58	75,462.26	250.00	250.00	6,531.22	250.00
0570 MACHINERY & EQUIPMENT	E	0.00	0.00	200.00	200.00	0.00	200.00
-----							
DA HOT CHECK FUND EXPENSE		18,936.58	75,462.26	450.00	450.00	6,531.22	450.00
DIST ATTY HOT CHECK FUND							
Income Totals		19,161.62	76,706.26	450.00	450.00	6,766.22	450.00
Expense Totals		18,936.58	75,462.26	450.00	450.00	6,531.22	450.00

Account Number and Title	T C	Experience YEAR - 2011	Experience YEAR - 2012	Org Budget YEAR - 2013	Act Budget YEAR - 2013	Experience YEAR - 2013	Prop Budget YEAR - 2014
-----------------------------	--------	---------------------------	---------------------------	---------------------------	---------------------------	---------------------------	----------------------------

REPORTING FUND: 0043 COUNTY JUVENILE PROBATION

0370 CO JUVENILE REVENUES

0119	I	18.89	0.00	0.00	0.00	0.00	0.00
0120	I	245.26	182.16	200.00	200.00	30.25	50.00
0130	I	0.00	0.00	0.00	0.00	0.00	
0303	I	53,779.00	61,610.04	74,852.00	74,852.00	45,865.61	83,815.00
0305	I	0.00	0.00	0.00	0.00	0.00	
0399	I	0.00	0.00	0.00	0.00	0.00	
0411	I	0.00	0.00	0.00	0.00	0.00	
0898	I	0.00	0.00	15,000.00	15,000.00	0.00	15,000.00
0901	I	51,671.00	59,193.96	71,917.00	71,917.00	71,917.30	80,529.00
0905	I	320.13	0.00	0.00	0.00	1,528.62	
0906	I	0.00	0.00	0.00	0.00	0.00	
0942	I	82,399.50	163,998.00	163,998.00	163,998.00	122,998.50	163,998.00
0944	I	36,969.00	0.00	0.00	0.00	0.00	
0948	I	8,550.00	0.00	0.00	0.00	0.00	
0949	I	49,746.00	0.00	0.00	0.00	0.00	
CO JUVENILE REVENUES		283,698.78	284,984.16	325,967.00	325,967.00	242,340.28	343,392.00

0571 PROBATION FEE EXPENSE

0305	E	0.00	0.00	0.00	0.00	0.00	
0425	E	0.00	0.00	0.00	0.00	0.00	
0570	E	0.00	0.00	0.00	0.00	0.00	
PROBATION FEE EXPENSE		0.00	0.00	0.00	0.00	0.00	0.00

0574 CO JUVENILE EXPENDITURES

0102	E	0.00	70,378.34	77,445.00	77,445.00	56,540.19	81,321.00
0103	E	0.00	51,082.20	56,212.00	56,212.00	41,038.70	59,023.00
0104	E	163,337.98	49,979.76	56,212.00	56,212.00	41,030.20	59,023.00
0120	E	0.00	0.00	0.00	0.00	0.00	
0150	E	0.00	0.00	0.00	0.00	0.00	
0160	E	14,400.00	15,000.00	15,000.00	15,000.00	15,000.00	15,000.00
0201	E	10,201.91	10,927.41	12,702.00	12,702.00	8,909.90	13,291.00
0202	E	22,614.72	23,875.02	24,807.00	24,807.00	18,605.70	26,550.00
0203	E	19,341.78	23,559.65	30,178.00	30,178.00	20,242.36	32,177.00
0204	E	216.56	184.44	663.00	663.00	275.98	663.00
0205	E	2,385.91	2,555.46	2,971.00	2,971.00	2,083.90	3,109.00
0206	E	82.78	95.39	555.00	555.00	101.32	600.00
0305	E	863.83	724.39	2,000.00	2,000.00	424.43	7,200.00
0310	E	686.34	1,756.62	2,000.00	2,000.00	701.06	2,000.00
0350	E	0.00	0.00	0.00	0.00	0.00	
0351	E	1,160.74	794.86	8,130.00	8,130.00	0.00	8,130.00
0352	E	35.11	0.00	0.00	0.00	0.00	
0353	E	0.00	0.00	0.00	0.00	0.00	
0400	E	215.00	100.00	600.00	600.00	100.00	600.00
0420	E	1,273.13	1,323.00	5,000.00	5,000.00	933.00	5,000.00
0425	E	16,712.21	19,854.90	19,175.00	19,175.00	9,439.31	19,175.00
0427	E	1,025.00	790.00	1,632.00	1,632.00	505.00	1,632.00
0450	E	1,174.05	470.52	3,000.00	3,000.00	580.35	3,000.00
0460	E	0.00	0.00	0.00	0.00	0.00	
0480	E	0.00	0.00	0.00	0.00	0.00	

Account Number and Title	T C	Experience YEAR - 2011	Experience YEAR - 2012	Org Budget YEAR - 2013	Act Budget YEAR - 2013	Experience YEAR - 2013	Prop Budget YEAR - 2014
REPORTING FUND: 0043 COUNTY JUVENILE PROBATION							
0482 LIABILITY INSURANCE	E	477.70	430.06	600.00	600.00	429.00	600.00
0497 SALES TAX	E	0.00	0.00	0.00	0.00	0.00	
0529 DETENTION	E	0.00	0.00	0.00	0.00	0.00	
0570 MACHINERY AND EQUIPMENT	E	0.00	133.53	500.00	500.00	450.00	500.00
0572 JUVENILE CAR	E	0.00	0.00	0.00	0.00	0.00	
0802 AUDIT	E	4,100.00	4,500.00	4,750.00	4,750.00	4,500.00	4,750.00
CO JUVENILE EXPENDITURES		260,304.75	278,515.55	324,132.00	324,132.00	221,890.40	343,344.00
COUNTY JUVENILE PROBATION							
Income Totals		283,698.78	284,984.16	325,967.00	325,967.00	242,340.28	343,392.00
Expense Totals		260,304.75	278,515.55	324,132.00	324,132.00	221,890.40	343,344.00

Account Number and Title	T C	Experience YEAR - 2011	Experience YEAR - 2012	Org Budget YEAR - 2013	Act Budget YEAR - 2013	Experience YEAR - 2013	Prop Budget YEAR - 2014
REPORTING FUND: 0056 JP COURTHOUSE SECURITY							
0370 JP CRTH SECR REVENUES							
=====							
0120 INTEREST EARNED	I	0.00	0.00	0.00	0.00	0.00	
0127 JP #1 \$1	I	971.00	922.00	900.00	900.00	612.00	700.00
0128 JP #2 \$1	I	316.20	0.00	0.00	0.00	0.00	
-----							
JP CRTH SECR REVENUES		1,287.20	922.00	900.00	900.00	612.00	700.00
0436 COURTHOUSE SECURITY EXPENDITURE							
=====							
0510 COURTHOUSE SECURITY EXPENSE	E	0.00	0.00	900.00	900.00	0.00	700.00
0570 MACHINERY & EQUIPMENT	E	0.00	0.00	0.00	0.00	0.00	
-----							
COURTHOUSE SECURITY EXPENDITURE		0.00	0.00	900.00	900.00	0.00	700.00
JP COURTHOUSE SECURITY							
Income Totals		1,287.20	922.00	900.00	900.00	612.00	700.00
Expense Totals		0.00	0.00	900.00	900.00	0.00	700.00

Account Number and Title	T C	Experience YEAR - 2011	Experience YEAR - 2012	Org Budget YEAR - 2013	Act Budget YEAR - 2013	Experience YEAR - 2013	Prop Budget YEAR - 2014
-----							
REPORTING FUND: 0060 JAIL SINKING FUND							
0310 JAIL SF TAXES							
=====							
0110 CURRENT TAX LEVY	I	183,121.42	255,575.59	246,986.00	246,986.00	263,519.89	_____
0111 DELINQUENT TAXES	I	3,546.93	6,057.42	2,500.00	2,500.00	3,869.13	_____
0116 PENALTY & INTEREST	I	2,889.59	3,915.21	3,000.00	3,000.00	2,145.07	_____
-----							
JAIL SF TAXES		189,557.94	265,548.22	252,486.00	252,486.00	269,534.09	0.00
0370 JAIL SF MISC REVENUES							
=====							
0120 NOW INTEREST	I	158.02	48.37	60.00	60.00	10.31	_____
0121 INTEREST	I	0.00	0.00	0.00	0.00	0.00	_____
0898 CASH RESERVES	I	0.00	0.00	8,000.00	8,000.00	0.00	_____
-----							
JAIL SF MISC REVENUES		158.02	48.37	8,060.00	8,060.00	10.31	0.00
0610 JAIL SF EXPENDITURES							
=====							
0619 PRINCIPAL,CERT OF OBLIGATION	E	230,000.00	240,000.00	255,000.00	255,000.00	255,000.00	_____
0659 INTEREST,CERT OF OBLIGATION	E	24,235.00	15,067.50	5,164.00	5,164.00	5,163.75	_____
0699 OTHER EXPENSES/FEES	E	300.00	300.00	300.00	300.00	0.00	_____
-----							
JAIL SF EXPENDITURES		254,535.00	255,367.50	260,464.00	260,464.00	260,163.75	0.00
JAIL SINKING FUND							
Income Totals		189,715.96	265,596.59	260,546.00	260,546.00	269,544.40	0.00
Expense Totals		254,535.00	255,367.50	260,464.00	260,464.00	260,163.75	0.00



Account Number and Title	T C	Experience YEAR - 2011	Experience YEAR - 2012	Org Budget YEAR - 2013	Act Budget YEAR - 2013	Experience YEAR - 2013	Prop Budget YEAR - 2014
-----							
REPORTING FUND: 0062 ANNEX CONSTRUCTION ACCOUNT							
0370 ANNEX CONSTRUCTION REVENUE							
=====							
0120 NOW INTEREST	I	0.00	0.00	0.00	0.00	0.00	_____
0130 SALES	I	0.00	0.00	0.00	0.00	0.00	_____
0572 PROCEEDS FROM CERT OF OBLIGAT	I	0.00	2,507,521.47	0.00	0.00	0.00	_____
-----							
ANNEX CONSTRUCTION REVENUE		0.00	2,507,521.47	0.00	0.00	0.00	0.00
0530 ANNEX CONSTRUCTION EXPENSES							
=====							
0570 MACHINERY & EQUIPMENT	E	0.00	0.00	0.00	0.00	0.00	_____
0573 BUILDING	E	0.00	994,972.98	0.00	0.00	1,398,558.64	_____
0699 OTHER EXPENSES/FEES	E	0.00	0.00	0.00	0.00	0.00	_____
-----							
ANNEX CONSTRUCTION EXPENSES		0.00	994,972.98	0.00	0.00	1,398,558.64	0.00
ANNEX CONSTRUCTION ACCOUNT							
Income Totals		0.00	2,507,521.47	0.00	0.00	0.00	0.00
Expense Totals		0.00	994,972.98	0.00	0.00	1,398,558.64	0.00

Account Number and Title	T C	Experience YEAR - 2011	Experience YEAR - 2012	Org Budget YEAR - 2013	Act Budget YEAR - 2013	Experience YEAR - 2013	Prop Budget YEAR - 2014
-----							
REPORTING FUND: 0070 F-M RIGHT OF WAY FUND							
-----							
0310 FM-ROW TAXES							
=====							
0110 CURRENT TAX LEVY	I	7,844.04	9,128.65	10,739.00	10,739.00	11,696.62	11,169.00
0111 DELINQUENT TAXES	I	152.00	217.29	80.00	80.00	161.64	150.00
0116 PENALTY & INTEREST	I	123.88	141.23	100.00	100.00	92.13	100.00
-----							
FM-ROW TAXES		8,119.92	9,487.17	10,919.00	10,919.00	11,950.39	11,419.00
-----							
0370 FM-ROW MISC REVENUES							
=====							
0120 INTEREST EARNED	I	102.31	58.36	60.00	60.00	11.45	10.00
0901 TRANSFER	I	0.00	0.00	0.00	0.00	0.00	
-----							
FM-ROW MISC REVENUES		102.31	58.36	60.00	60.00	11.45	10.00
-----							
0625 FM-ROW EXPENSES							
=====							
0551 RIGHT-OF-WAY PURCHASE	E	0.00	0.00	7,500.00	7,500.00	1,354.95	7,500.00
0553 UTILITY ADJUSTMENTS	E	0.00	0.00	200.00	200.00	0.00	200.00
-----							
FM-ROW EXPENSES		0.00	0.00	7,700.00	7,700.00	1,354.95	7,700.00
-----							
F-M RIGHT OF WAY FUND							
Income Totals		8,222.23	9,545.53	10,979.00	10,979.00	11,961.84	11,429.00
Expense Totals		0.00	0.00	7,700.00	7,700.00	1,354.95	7,700.00



Account Number and Title	T C	Experience YEAR - 2011	Experience YEAR - 2012	Org Budget YEAR - 2013	Act Budget YEAR - 2013	Experience YEAR - 2013	Prop Budget YEAR - 2014
-----							
REPORTING FUND: 0085 COUNTY CLERK ARCHIVE FUND							
0351 CO CLERK ARCHIVE FUND							
=====							
0410 ARCHIVE FEE	I	70,587.00	78,586.00	55,000.00	55,000.00	56,205.00	50,000.00
-----							
CO CLERK ARCHIVE FUND		70,587.00	78,586.00	55,000.00	55,000.00	56,205.00	50,000.00
0403 CO CLERK ARCHIVE EXP							
=====							
0410 ARCHIVE EXPENSE	E	55,475.00	42,512.90	50,000.00	50,000.00	6,000.00	50,000.00
-----							
CO CLERK ARCHIVE EXP		55,475.00	42,512.90	50,000.00	50,000.00	6,000.00	50,000.00
COUNTY CLERK ARCHIVE FUND							
Income Totals		70,587.00	78,586.00	55,000.00	55,000.00	56,205.00	50,000.00
Expense Totals		55,475.00	42,512.90	50,000.00	50,000.00	6,000.00	50,000.00

Account Number and Title	T C	Experience YEAR - 2011	Experience YEAR - 2012	Org Budget YEAR - 2013	Act Budget YEAR - 2013	Experience YEAR - 2013	Prop Budget YEAR - 2014
REPORTING FUND: 0086 DIST CLERK ARCHIVE FUND							
0354 DIST CLERK ARCHIVE FUND REV							
=====							
0410 ARCHIVE FEE	I	2,225.00	2,200.00	2,000.00	2,000.00	1,630.00	2,000.00
DIST CLERK ARCHIVE FUND REV		2,225.00	2,200.00	2,000.00	2,000.00	1,630.00	2,000.00
0450 DIST CLERK ARCHIVE EXPENSE							
=====							
0410 ARCHIVE EXPENSE	E	0.00	1,650.00	2,000.00	2,000.00	0.00	2,000.00
DIST CLERK ARCHIVE EXPENSE		0.00	1,650.00	2,000.00	2,000.00	0.00	2,000.00
DIST CLERK ARCHIVE FUND							
Income Totals		2,225.00	2,200.00	2,000.00	2,000.00	1,630.00	2,000.00
Expense Totals		0.00	1,650.00	2,000.00	2,000.00	0.00	2,000.00

Account Number and Title	T C	Experience YEAR - 2011	Experience YEAR - 2012	Org Budget YEAR - 2013	Act Budget YEAR - 2013	Experience YEAR - 2013	Prop Budget YEAR - 2014
REPORTING FUND: 0087 CO CLERK TECH FUND							
0370 CO CLERK TECH FUND REVENUE							
=====							
0120 INTEREST	I	0.49	0.45	2.00	2.00	1.19	1.00
0131 TECH FEE	I	132.00	384.00	300.00	300.00	234.00	200.00
-----							
CO CLERK TECH FUND REVENUE		132.49	384.45	302.00	302.00	235.19	201.00
0991 CO CLERK TECH FUND EXPENSE							
=====							
0305 OPERATING EXPENSE	E	0.00	0.00	0.00	0.00	0.00	
0420 COMMUNICATION	E	0.00	0.00	0.00	0.00	0.00	
0450 REPAIR & MAINT	E	0.00	0.00	50.00	50.00	0.00	200.00
0570 MACH & EQUIP	E	0.00	0.00	200.00	200.00	0.00	
-----							
CO CLERK TECH FUND EXPENSE		0.00	0.00	250.00	250.00	0.00	200.00
CO CLERK TECH FUND							
Income Totals		132.49	384.45	302.00	302.00	235.19	201.00
Expense Totals		0.00	0.00	250.00	250.00	0.00	200.00

Account Number and Title	T C	Experience YEAR - 2011	Experience YEAR - 2012	Org Budget YEAR - 2013	Act Budget YEAR - 2013	Experience YEAR - 2013	Prop Budget YEAR - 2014
REPORTING FUND: 0089 DIST CLERK TECH FUND							
0370 DIST CLERK TECH FUND REVENUE							
=====							
0120 INTEREST	I	6.25	7.28	8.00	8.00	1.31	1.00
0132 DIST CLERK TECH FEE	I	4,392.00	4,516.00	4,000.00	4,000.00	3,397.94	4,000.00
-----							
DIST CLERK TECH FUND REVENUE		4,398.25	4,523.28	4,008.00	4,008.00	3,399.25	4,001.00
0992 DIST CLERK TECH FUND EXPENSE							
=====							
0305 OPERATING EXPENSE	E	0.00	921.20	2,000.00	2,000.00	0.00	2,000.00
0420 COMMUNICATION	E	0.00	0.00	500.00	500.00	0.00	500.00
0450 REPAIR & MAINT	E	1,067.97	96.79	500.00	500.00	466.20	500.00
0570 MACH & EQUIP	E	0.00	2,000.00	1,000.00	1,000.00	747.28	1,000.00
-----							
DIST CLERK TECH FUND EXPENSE		1,067.97	3,017.99	4,000.00	4,000.00	1,213.48	4,000.00
DIST CLERK TECH FUND							
Income Totals		4,398.25	4,523.28	4,008.00	4,008.00	3,399.25	4,001.00
Expense Totals		1,067.97	3,017.99	4,000.00	4,000.00	1,213.48	4,000.00

Account Number and Title	T C	Experience YEAR - 2011	Experience YEAR - 2012	Org Budget YEAR - 2013	Act Budget YEAR - 2013	Experience YEAR - 2013	Prop Budget YEAR - 2014
REPORTING FUND: 0090 JP TECHNOLOGY FUND							
0370 REVENUES							
=====							
0120 INTEREST EARNED	I	62.89	29.19	35.00	35.00	4.62	5.00
0127 JP #1 FEES	I	3,986.00	3,782.00	3,000.00	3,000.00	2,504.00	3,000.00
0128 JP #2 FEES	I	8,419.85	8,033.36	7,500.00	7,500.00	6,291.56	7,000.00
0998 OTHER SOURCES	I	0.00	0.00	0.00	0.00	0.00	
0999 OTHER/MISC REVENUES	I	0.00	0.00	0.00	0.00	0.00	
-----							
REVENUES		12,468.74	11,844.55	10,535.00	10,535.00	8,800.18	10,005.00
0990 EXPENSE							
=====							
0104 OFFICE LABOR/TRAINING	E	0.00	0.00	0.00	0.00	0.00	
0201 SOCIAL SECURITY	E	0.00	0.00	0.00	0.00	0.00	
0203 RETIREMENT	E	0.00	0.00	0.00	0.00	0.00	
0205 MEDICARE TAX	E	0.00	0.00	0.00	0.00	0.00	
0305 OPERATING SUPPLIES	E	1,665.71	13,907.36	1,200.00	1,200.00	2,510.57	1,200.00
0420 COMMUNICATION	E	771.00	1,398.15	1,000.00	1,000.00	1,204.04	1,000.00
0450 REPAIR & MAINTENANCE	E	600.00	375.00	2,000.00	2,000.00	0.00	2,000.00
0460 RENTAL/MAINTENANCE	E	3,839.20	304.29	1,000.00	1,000.00	0.00	1,000.00
0570 MACHINERY & EQUIPMENT	E	3,155.00	400.00	4,000.00	4,000.00	0.00	4,000.00
0575 LEASE PAYMENTS	E	0.00	0.00	0.00	0.00	0.00	
-----							
EXPENSE		10,030.91	16,384.80	9,200.00	9,200.00	3,714.61	9,200.00
JP TECHNOLOGY FUND							
Income Totals		12,468.74	11,844.55	10,535.00	10,535.00	8,800.18	10,005.00
Expense Totals		10,030.91	16,384.80	9,200.00	9,200.00	3,714.61	9,200.00

-----  
Account Number                    T    Experience      Experience      Org Budget      Act Budget      Experience      Prop Budget  
and Title                        C    YEAR - 2011    YEAR - 2012    YEAR - 2013    YEAR - 2013    YEAR - 2013    YEAR - 2014  
-----

REPORTING FUND: 9999 REPORT TOTALS

REPORT TOTALS

Income Totals	9,557,420.18	13,011,076.97	10,762,202.00	10,894,932.00	9,700,381.00	10,850,661.00
Expense Totals	8,442,401.88	10,901,272.53	10,664,542.00	10,845,705.00	8,578,722.84	10,737,914.00